
Extracting Training Data from Molecular Pre-trained Models

Renhong Huang^{1,2†}, Jiarong Xu^{2*}, Zhiming Yang², Xiang Si²,
Xin Jiang³, Hanyang Yuan¹, Chunping Wang⁴, Yang Yang¹
¹Zhejiang University, ²Fudan University, ³Lehigh University, ⁴Finvolution Group
{renh2, yuanhanyang, yangya}@zju.edu.cn,
{jiarongxu, zmyang20}@fudan.edu.cn, xsi21@m.fudan.edu.cn
xjiang@lehigh.edu, wangchunping02@xinye.com

Abstract

Graph Neural Networks (GNNs) have significantly advanced the field of drug discovery, enhancing the speed and efficiency of molecular identification. However, training these GNNs demands vast amounts of molecular data, which has spurred the emergence of collaborative model-sharing initiatives. These initiatives facilitate the sharing of molecular pre-trained models among organizations without exposing proprietary training data. Despite the benefits, these molecular pre-trained models may still pose privacy risks. For example, malicious adversaries could perform data extraction attack to recover private training data, thereby threatening commercial secrets and collaborative trust. This work, for the first time, explores the risks of extracting private training molecular data from molecular pre-trained models. This task is nontrivial as the molecular pre-trained models are non-generative and exhibit a diversity of model architectures, which differs significantly from language and image models. To address these issues, we introduce a molecule generation approach and propose a novel, model-independent scoring function for selecting promising molecules. To efficiently reduce the search space of potential molecules, we further introduce a Molecule Extraction Policy Network for molecule extraction. Our experiments demonstrate that even with only query access to molecular pre-trained models, there is a considerable risk of extracting training data, challenging the assumption that model sharing alone provides adequate protection against data extraction attacks. Our codes are publicly available at: <https://github.com/renH2/Molextract>.

1 Introduction

Deep learning has revolutionized various scientific disciplines, inspiring researchers to adopt these advanced techniques in drug discovery to accelerate molecule identification while reducing costs. Molecules are commonly represented by molecular graphs, capturing essential structural information. Consequently, Graph Neural Networks (GNNs) have demonstrated effectiveness in tasks like property prediction [13, 59], drug discovery [53, 32], and drug design [34]. However, training these GNNs faces a significant challenge known as “data hunger” [17]; that is, a substantial amount of molecular data is required for training. For instance, developing a new drug often involves understanding intricate molecular behaviors and responses, which can only be achieved through the analysis of extensive molecular data.

[†]This work was done when the author was a visiting student at Fudan University.

^{*}Corresponding author.

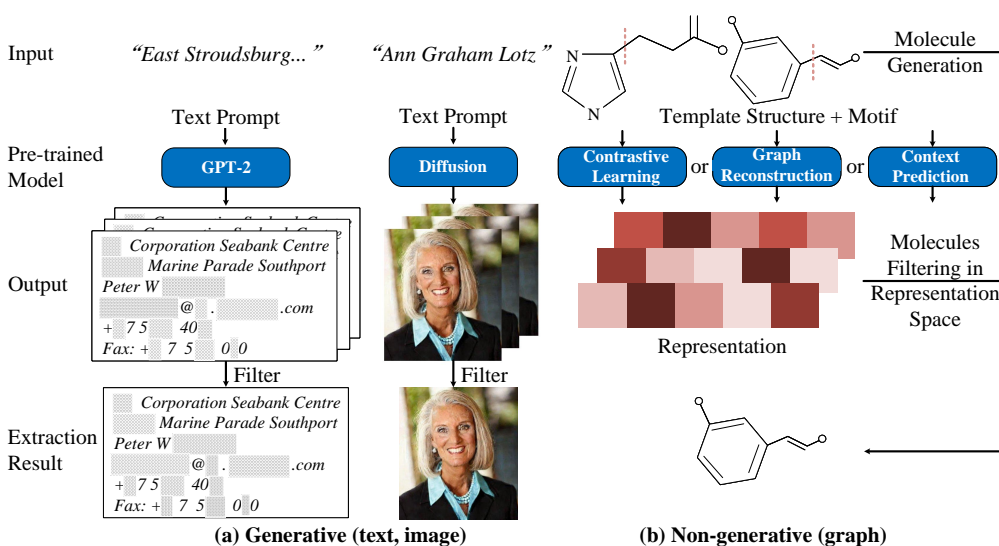


Figure 1: Data extraction attacks across text, image, and graph. **(a)** In domains like text and image, by inputting specific text prompts, private training data can be directly extracted from the outputs generated by models. **(b)** Conversely, in the graph domain, the pre-trained models are typically non-generative, and exhibit a diversity of pre-training tasks, such as contrastive learning, graph reconstruction, and context prediction.

This massive data requirement often exceeds what any single organization can collect and maintain on its own. This limitation leads to the necessity of collaborative efforts. Nevertheless, the direct sharing of data often raises concerns about commercial confidentiality and information privacy [8, 42]. In view of this, various graph pre-training techniques emerge as viable solutions. These techniques have demonstrated remarkable generalizability across various molecular datasets [54, 19, 22, 52], facilitating *model-sharing collaboration*. Organizations can leverage these advancements by sharing molecular pre-trained models that have been trained on proprietary molecular datasets without compromising data privacy. Then, model users are able to query these pre-trained models without access to any training data.

However, such model-sharing collaboration, while highly beneficial, is not devoid of vulnerabilities. One significant risk is the susceptibility to data extraction attacks [6, 7], where those with malicious intentions may attempt to access the private molecular training data. Such breaches could potentially compromise commercial secrets, violate privacy regulations, and undermine trust among collaborative partners [28]. As the first in the literature, this work studies the problem of *molecular data extraction attacks*, aiming to explore the risks of extracting training data from molecular pre-trained models.

Extensive work has been done on data extraction attacks in the realms of image and text, suggesting that training data can be extracted from pre-trained models due to memorization effects [6, 7]. Yet, these methods are not applicable to molecular pre-trained models for three key reasons. *Firstly*, most of the existing data extraction attacks target at generative models (e.g., transformers and diffusion models) in text and image domains. From generative models, training data can be easily inferred via simple prompts (as depicted in Figure 1(a)). In comparison, most molecular pre-trained models are not generative. Instead, users of these models can only query the model with molecular graph and then obtain corresponding representations of this graph [62, 53, 18, 19, 55], which obstructs the direct extraction of molecular data (see Figure 1(b)). *Secondly*, while models in image and text domains typically employ widely recognized architectures like diffusion models [44] and transformers [43], molecular pre-trained models feature a much greater diversity in their architectures and training tasks, such as contrastive learning [47, 62, 53], context prediction [18, 55, 51], and graph reconstruction [19, 45]. These architectures often remain undisclosed to potential adversaries, adding an additional layer of complexity to any attempt at data extraction. *Lastly*, the vast combinatorial possibilities of molecules, estimated to number around 10^{60} [38], introduce a level of complexity that necessitates highly efficient and specialized methods for extracting molecular graphs.

In this paper, we first generate molecule candidates by combining a defined template structure, motif banks, and bond connectivity, all within the bounds of established chemical constraints. This serves

as an alternative approach for molecule generation when direct data extraction from non-generative pre-trained models is not feasible. With these molecule candidates, we introduce a novel scoring function to determine whether potential molecules belong to the training data of a pre-trained model. This scoring function is model-independent, making it applicable across various architectures of molecular pre-trained models. To further reduce the search space for molecules and efficiently extract them, we introduce a Molecule Extraction Policy Network for generating those with high-scoring functions and meet the valency rule through reinforcement learning (RL). Extensive experiments break the illusion that sharing molecular pre-trained models, rather than raw data, adequately protects against data extraction attacks: despite only having query access to these black-box models, our findings reveal a significant risk of training data being extracted with an average precision of 49.0%.

2 Problem Formulation

In this section, we outline the scenario, describe the adversary’s knowledge, and define the problem associated with molecular graph extraction attacks.

Scenario. Consider a real-world scenario within the pharmaceutical industry, where two companies collaborate under a commercial arrangement. Company A provides Company B with query access to a molecular pre-trained model to enhance drug research, for which Company B compensates with a usage fee. However, driven by the intent to gain a competitive advantage or reduce development costs, Company B may, with malicious intent, attempt to extract proprietary training data from this model. We explore the risks of data extraction associated with such a model-sharing collaboration, highlighting the potential for misuse and the ethical considerations it raises.

Adversary’s knowledge. The adversary (in this case Company B) has *black-box* access to the molecular pre-trained model. This access allows the adversary to query the model with a molecular graph and receive the corresponding graph representation in return, without any insight into the model architecture or the specific pre-training tasks it underwent. This setting mirrors common situations in the industry, particularly for models that are accessed via an API while keeping their internal workings undisclosed [2, 23, 27].

Additionally, adversaries may possess an *auxiliary dataset* (\mathcal{G}_{aux}), which can be used to assist with data extraction efforts. This assumption is reasonable given that such an auxiliary dataset can be sourced from publicly available molecular databases like ChEMBL [14], PubChem [51], ZINC15 [46], or it could be some data held by the adversaries themselves.

Molecular graph extraction attack. In this paper, we explore the potential risk of molecular pre-trained models leaking their training molecule data. To thoroughly investigate this risk, we formally define the problem as follows:

Problem 1 (Molecular Graph Extraction Attack) *Given the molecular pre-trained model f that has been pre-trained on a **private dataset** \mathcal{G} , adversaries who only have query access to the model and access to an auxiliary dataset aim to obtain a subset of graphs \mathcal{G}_{adv} that exist within \mathcal{G} .*

Here, the private information is defined as the molecular graphs within \mathcal{G} . Since we are investigating the risks posed by molecular graph extraction attacks, we consider it sufficiently risky to deduce only a portion of the graphs or those similar to \mathcal{G} .

3 Methodology

We first introduce the molecule generation process to generate molecule candidates in §3.1. Further, we present a model-independent scoring function in §3.2. Finally, to reduce the vast exploration space, we propose a Molecule Extraction Policy Network in §3.3.

3.1 Molecule Generation Process

Since molecular pre-trained models are non-generative, conducting a data extraction attack requires generating potential molecules to query the model. Here we design a molecule generation mechanism that specifically takes into account three key elements of molecule data: template structure, motif banks, and bond connectivity. By defining these elements, we can choose a template structure as a starting point and continuously select motifs and bonds that satisfy biochemical constraints to construct viable molecules.

Template structure. Before generating a molecule, we need to establish an effective starting point for the molecule, which is referred to as the template structure. This template structure plays a foundational role and should meet two strategic criteria: (1) Functional: the template structure should constitute the core structure of molecules. This structure influences the molecular properties but does not necessarily determine them. (2) Common: the template structure should be prevalent across a wide range of molecules. Both criteria are indispensable: If a template structure is only common but lacks functional significance, like an atom, then it fails to provide useful information on the structure of the molecules under interest. On the other hand, if a template is merely functional, such as thiols (typically found only in antioxidant molecules) [39], then the diversity of the extracted molecules would be restricted. Rings uniquely meet both criteria: they are prevalent across numerous molecular families, satisfying the common criterion, and as a functional structure, they significantly influence molecular stability, reactivity, and interactions with other molecules [9, 48]. Recognizing these advantages, we select rings as the template structure for molecule generation.

Motif bank. After a template structure is selected as the starting point for molecule generation, adversaries can then attach various molecule building blocks. Common choices include atoms [61, 31] and motifs [25, 60]. Yet, atoms might not be informative attachments, due to the limited structural information an individual atom can provide. Moreover, atoms may form atypical chemical fragments, such as alternating bond patterns that form incomplete aromatic rings [33]. Therefore, we opt for motifs as the building blocks for molecule generation. In our implementation, we use the 91 common motifs extracted by [33]. These common motifs constitute the motif bank.

Bond connectivity. Once we establish the template structure and motif banks, the next step is to consider the connectivity between the template structure and the motifs. Molecules are generated by forming bonds through specific attachment positions on the template structure and motifs. However, it is often not legal to attach an arbitrary bond to an arbitrary position. So expert chemical knowledge is needed in this process, and common chemical constraints should be satisfied. In this work, we obtain feasible attachment positions by utilizing CReM [37] for the decomposition of molecules in the auxiliary dataset \mathcal{G}_{aux} .

Given a set of template structures and a motif bank, we first select a template structure R as the starting point and choose a motif M from the motif bank. Then, a bond $B = \{a_R, a_M\}$ is formed between the template structure R and the motif M , subject to the satisfaction of chemical constraints, where a_R and a_M represent the attachment points in R and M respectively. This bonding results in \hat{G} as the union of R and M with the bond B , which can be represented as $\hat{G} := R \cup_B M$. In subsequent generation steps, we can take \hat{G} as our new starting point and select additional motifs and bonds. By repeating this process, we gradually construct a potential molecule.

3.2 Scoring Function Design

This subsection introduces a scoring function to determine the probability of the existence of \hat{G} in the private training dataset \mathcal{G} . The scoring function should be independent of any specific model architectures or pre-training tasks. In the following, we first define the scoring function, and then explain its rationality.

Since adversaries can only query the molecular pre-trained model to obtain representations, we derive insights from the representations of template structure R , the motif M , and their combined structure with bond B , denoted as \hat{G} , as provided by the pre-trained model f . We define the scoring function as follows:

$$\text{Score}(R, M, \hat{G}) = \text{Sim}(f(\hat{G}), \alpha f(R) + (1 - \alpha)f(M)), \quad (1)$$

where $\alpha \in [0, 1]$ is a hyper-parameter, $f(\hat{G})$, $f(R)$, and $f(M)$ are representations of \hat{G} , R , and M respectively, and $\text{Sim}(\cdot, \cdot)$ can be defined as cosine similarity or other forms of similarity measure.

Rationality of scoring function. The crux of the scoring function’s rationality lies in the observation that, for molecular pre-trained model, the relationship between representations $f(\hat{G})$, $f(R)$, and $f(M)$ exhibits distinct patterns depending on whether \hat{G} is present in the private training dataset.

Consider Figure 2 as an illustrative example. In the top row, if the molecule $\hat{G} := R \cup_B M$ exists in \mathcal{G} , the obtained representation of R often contains information about M , due to their frequent co-occurrence. Conversely, the obtained representation of M contains information about R . Con-

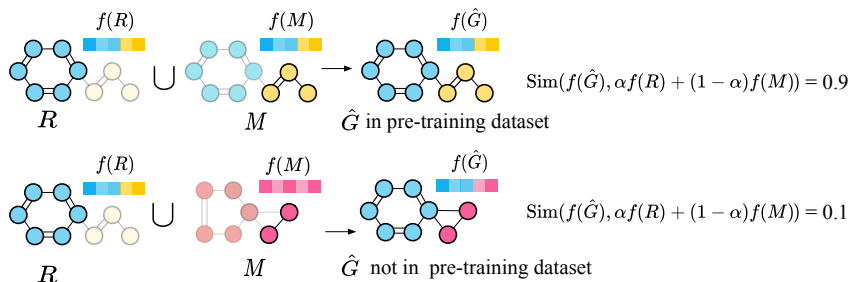


Figure 2: Illustration of the validity in scoring function design. *Top row*: the case that generated molecule \hat{G} exists in the private training dataset \mathcal{G} . *Bottom row*: the case that \hat{G} does not exist in \mathcal{G} .

sequently, there exists a specific relationship: $f(\hat{G})$ can be effectively approximated as a linear combination of the representations of two other molecules, $f(R)$ and $f(M)$, in the representation space, that is, $f(\hat{G}) \approx \alpha f(R) + (1 - \alpha)f(M)$. On the other hand, from the bottom row of this figure, if \hat{G} does not exist in \mathcal{G} , it is highly likely that $f(\hat{G})$ is dissimilar with $\alpha f(R) + (1 - \alpha)f(M)$.

Additionally, we show that the scoring function is related to specific molecular pre-trained models with various α values in Eq. (1). For instance, when the molecular pre-trained model employs bond-deletion augmentation in graph contrastive learning [62, 53], the value of α in Eq. (1) is approximately $\frac{1}{2}$. For the molecular pre-trained model that employs subgraph augmentations in graph contrastive learning [45], the value of α in Eq. (1) is approximately 1. Detailed proofs supporting these examples, as well as rationale behind the scoring function can be found in Appendix A.5. Furthermore, our analysis of the distribution of α values across different pre-trained models in §4.2 provide additional evidence.

Learning scoring function using auxiliary dataset. However, directly relying on the scoring function Eq (1) to extract training data still presents two challenges.

Firstly, the graph representations obtained from the pre-trained model may not be optimally suited for data extraction due to the discrepancy between the pre-training tasks and the task of data extraction. To mitigate this issue, we introduce an adapter g_θ , instantiated as an MLP with learnable parameters θ . This adapter is designed to project the representations obtained from the pre-trained model f into another representation space that is more conducive to facilitating a graph extraction attack. The transformation of representations is achieved through the mapping $g_\theta \circ f(\cdot) = g_\theta(f(\cdot))$, with the hope that the output is specifically tailored for the extraction task.

Secondly, treating α as a fixed hyper-parameter in the scoring function introduces challenges in adaptability. A fixed α may not adjust dynamically to different contexts or datasets, potentially limiting the attack’s adaptability and leading to suboptimal performance. To overcome this limitation, we introduce a more adaptive mechanism that can optimize α in response to changing contexts, by modeling α as a function of $\alpha = h_\phi([f(R); f(M); f(\hat{G})])$.

Based on the above solutions, we transform the scoring function Eq. (1) into a learnable form:

$$\text{Score}_{\{\theta, \phi\}}(R, M, \hat{G}) = \text{Sim}(g_\theta \circ f(\hat{G}), \alpha g_\theta \circ f(R) + (1 - \alpha)g_\theta \circ f(M)). \quad (2)$$

We utilize the information contained in the auxiliary dataset \mathcal{G}_{aux} to learn the parameters $\{\theta, \phi\}$. The key idea is that if the scoring function, parameterized by $\{\theta, \phi\}$, can effectively determine the presence of a graph \hat{G} within \mathcal{G}_{aux} , it is likely to generalize to the private training dataset \mathcal{G} . The training process can be formalized as follows:

$$\min_{\theta, \phi} \mathbb{E}_{\hat{G}} [\ell_{\text{CE}}(\text{sigmoid}(\text{Score}_{\{\theta, \phi\}}(R, M, \hat{G})), \mathbb{1}_{\{\hat{G} \text{ in } \mathcal{G}_{\text{aux}}\}})], \quad (3)$$

where ℓ_{CE} is the cross-entropy function, $\mathbb{1}_{\{\cdot\}}$ is the indicator function, and $\mathbb{E}_{\hat{G}}$ is the mathematical expectation taken over all the possible generated molecules \hat{G} .

3.3 Molecule Extraction Policy Network

To conduct the molecular extraction attack, the most straightforward way is to enumerate all possible generated molecules and rank them using a specified scoring function, and then select those with the

highest scores. This approach, inevitably, leads to an exponential increase in complexity due to the vast number of possible combinations.

Given that the molecular generation process involves the iterative selection of template structures and motifs to form bonds, it naturally aligns with the Markov Decision Process (MDP) framework [41], where each decision is based on the current state and leads deterministically to a new state. This sequential decision-making property allows for a structured exploration of the molecular space. We therefore introduce a Molecule Extraction Policy Network for molecular graph extraction attacks through RL, which significantly narrows the search space for molecules. This network strategically guides the selection of motifs and attachment points, focusing on the most promising options. We further detail our design.

State space. The state at time step t , denoted as S_t , is defined as the graph \hat{G}_t generated up to that point. The initial state \hat{G}_0 represents the template structure R , serving as the starting point for the molecular generation process.

Action space. At time step t , the RL agent selects a motif M_t from the motif bank and determines the best attachment positions $B_t = \{a_{\hat{G}_{t-1}}, a_{M_t}\}$, resulting in the updated graph $\hat{G}_t := \hat{G}_{t-1} \cup_{B_t} M_t$. More specifically, the action at step t involves three stages: (1) Selecting attachment position $a_{\hat{G}_{t-1}}$ on \hat{G}_{t-1} ; (2) Choosing a motif M_t from the motif bank; (3) Selecting attachment position a_{M_t} on M_t to form the bond B_t . In summary, the action at step t can be expressed as $A_t = \{a_{\hat{G}_{t-1}}, M_t, a_{M_t}\}$.

Reward design. We employ both delayed reward and intermediate reward to guide the molecular generation. For the delayed reward, we instantiate the reward r as the scoring function and extend it over multiple steps as follows:

$$r(S_t, A_t) = \sum_{i=0}^{t-1} \beta_i r(S_i, A_i) = \sum_{i=0}^{t-1} \beta_i \text{Score}_{\{\theta, \phi\}}(\hat{G}_{i-1}, M_{i-1}, \hat{G}_i), \quad (4)$$

where β_i represents the weight for combining rewards from different \hat{G}_i on the trajectory. Intuitively, if \hat{G}_{t-1} exists in \mathcal{G} , then the generated \hat{G}_t based on \hat{G}_{t-1} is more likely to exist in \mathcal{G} . Therefore, we consider the molecule generation process as a whole and accumulate rewards by summation. Additionally, when t is small, the corresponding weight of the reward should be relatively high, whereas when t is large, the weight should be relatively low. Here, we set β_i to 0.99^i .

Regarding intermediate rewards, a positive reward δ is allocated when the generated molecules do not violate valency rules [36], ensuring that each atom has not exceeded its maximum possible valency. For molecules that fail to pass valency rules, the intermediate rewards are set to zero.

Policy network. To enable the RL agent to predict actions effectively, obtaining accurate molecular representations is crucial. We utilize a GNN to learn representations from molecules, a method proven effective for learning molecular representations [10]. We can then obtain representations of attachment position $z(a_{\hat{G}_{t-1}})$ and $z(a_{M_t})$. For graph representations, such as motif representations, we apply sum pooling to derive the graph representation, represented as $z(M_t)$.

Based on the representations, three networks (π_{first} , π_{second} , and π_{third}) are designed to predict the action $A_t = \{a_{\hat{G}_{t-1}}, M_t, a_{M_t}\}$ across three stages. For the first stage, the RL agent selects an attachment position from \hat{G}_{t-1} according to the network π_{first} , i.e.,

$$p_t^{\text{first}}(a_{\hat{G}_{t-1}}) = \pi_{\text{first}}(z(a_{\hat{G}_{t-1}})), \quad (5)$$

where π_{first} outputs the probability distribution p_t^{first} of $a_{\hat{G}_{t-1}}$. We then obtain $a_{\hat{G}_{t-1}}$ by sampling according to the probability π_{first} . For the second stage, the RL agent tries to select the motif M_t from the motif bank based on selected $a_{\hat{G}_{t-1}}$, i.e.

$$p_t^{\text{second}}(M_t) = \pi_{\text{second}}\left(\left[z(a_{\hat{G}_{t-1}}) : z(M_t)\right]\right), \quad (6)$$

where π_{second} takes in the representations of attachment position $a_{\hat{G}_{t-1}}$ selected in stage 1 and motif M_t , outputs the probability $p_t^{\text{second}}(M_t)$ of selecting motif M_t . Finally, given selected $a_{\hat{G}_{t-1}}$ and M_t , the agent selects attachment position a_{M_t} in motif M_t as:

$$p_t^{\text{third}}(a_{M_t}) = \pi_{\text{third}}\left(\left[z(a_{\hat{G}_{t-1}}) : z(a_{M_t})\right]\right), \quad (7)$$

where π_{third} outputs the probability distribution of a_{M_t} . In the implementation, the three policy networks, π_{first} , π_{second} , and π_{third} , consist of MLP layers with ReLU activations, followed by a softmax layer to predict the probabilities p^{first} , p^{second} , and p^{third} , respectively.

Policy gradient training. To enhance the exploration capability of the RL agent in capturing more molecules from \mathcal{G} , we leverage the Soft Actor-Critic framework [15]. Soft Actor-Critic integrates the entropy measure of the policy into the reward to promote the exploration of molecular generation. By maximizing entropy, we can obtain molecules with both high scores and diversity. Specifically, the policy network is trained with the objective as follows:

$$\max_{\pi \in \{\pi_{\text{first}}, \pi_{\text{second}}, \pi_{\text{third}}\}} \sum_{i=0}^{t-1} \mathbb{E}_{(S_i, A_i) \sim \rho_{\pi}} [r(S_i, A_i) + \tau \mathcal{H}(\pi(\cdot | S_i))], \quad (8)$$

where $\mathcal{H}(\pi(\cdot | S_i))$ is the entropy measure of the action distribution given the state S_i and τ , known as the temperature parameter, controls the trade-off of exploration for molecules. The detailed modifications to the Soft Actor-Critic optimization can be found in Appendix A.3.

Reward function initialization and update. Since the reward function depends on the quality of the scoring function’s training, and the scoring function’s training, in turn, depends on the quality of the generated graphs, we consider initializing the scoring function for a warm-up phase. We first enumerate all possible molecules constructed by appending a motif to the template structure, and use them as the distribution of the generated graph to pre-train adapters g_{α} and h_{ϕ} using Eq. (3). During the training process, as the quality of the generated graphs improves, the generated molecules can, in turn, enhance the RL learning framework. Specifically, we adjust the scoring function using the generated molecules as the distribution of the generated graph and training with Eq. (3).

4 Experiments

In this section, we evaluate the performance of molecular extraction attacks against different molecular pre-trained models. Besides, we conduct case studies, and runtime analyses to underscore the effectiveness of our approach. Additional results can be found in Appendix A.4.

4.1 Experimental Setup

Dataset. In our experiment, we used datasets containing 2 million molecules sampled from ZINC15 [46] as the pre-training dataset \mathcal{G} , and an additional 20,000 molecules as the auxiliary dataset \mathcal{G}_{aux} . The detailed statistics information is provided in the Appendix A.3.

Molecular pre-trained models. We selected the most common and widely used molecular pre-trained models from each category to demonstrate the versatility of the proposed method. These methods include: (1) Contrastive Learning: GraphCL [62], SimGRACE [56] InfoGraph [47]; (2) Graph Reconstruction: GraphMAE [18], AttrMasking [19], EdgePred [16], Mole-BERT [55]; (3) Context Prediction: ContextPred [19], Grover [45]. Notably, the encoder architectures of Mole-BERT and Grover are based on Transformers or BERT structures and all the molecular pre-trained models are trained using the default hyper-parameters specified in original papers.

Baselines. Since existing methods are not designed for molecular extraction, we first tailor other methods to fit our setting. We enumerate all the potential molecules (constructed within one or two steps generation) and use metrics to select molecules as the prediction of \mathcal{G}_{aux} . Our baselines can be roughly categorized into two groups: chemical property-based methods and learning-based methods.

For chemical property-based methods, we compare the *QED* score [3], a common estimation of drug-likeness, which predicts the drug-like potential of a molecule. Additionally, the *SA* (Synthetic Accessibility) score is considered to measure the synthetic accessibility and rationality of molecules [11]. We also introduce the *Docking* score [49] as our scoring function baseline to estimate the binding affinity between a ligand (small molecule) and a receptor (protein target). Specifically, we obtain

Table 1: We investigate the performance of molecular extraction results across various molecular pre-trained models, examining different values of K and different types of molecules (constructed in one-step or two-step generation). The notation “/” indicates that the runtime exceeded three days.

	One Step				Two Step			
	$K = 50$		$K = 100$		$K = 100$		$K = 200$	
	Prec.	FCD	Prec.	FCD	Prec.	FCD	Prec.	FCD
Random	0.05	21.77	0.09	17.99	0.09	23.18	0.07	23.20
QED	0.14	23.95	0.37	21.75	0.05	23.71	0.06	23.47
SA	0.43	23.18	0.21	21.37	0.33	25.97	0.30	24.46
FA7	0.25	19.68	0.18	18.13	/	/	/	/
PARP-1	0.27	21.85	0.23	19.47	/	/	/	/
5-HT1B	0.25	21.49	0.25	19.08	/	/	/	/
MLP (GraphCL)	0.48	20.47	0.32	21.06	0.29	23.17	0.19	23.17
Ours (GraphCL)	0.50	19.22	0.35	19.85	0.31	23.57	0.51	23.09
MLP (SimGRACE)	0.43	17.44	0.32	17.09	0.50	22.81	0.38	21.58
Ours (SimGRACE)	0.53	17.79	0.34	16.68	0.55	22.40	0.50	22.75
MLP (InfoGraph)	0.41	18.09	0.30	17.66	0.50	25.80	0.47	25.80
Ours (InfoGraph)	0.51	17.12	0.32	16.51	0.55	21.47	0.61	21.16
MLP (GraphMAE)	0.37	18.09	0.36	17.46	0.54	38.41	0.37	38.40
Ours (GraphMAE)	0.47	17.79	0.36	17.12	0.64	38.50	0.38	38.31
MLP (AttrMasking)	0.61	17.56	0.37	17.42	0.48	21.93	0.24	22.15
Ours (AttrMasking)	0.61	17.20	0.39	16.49	0.72	21.39	0.76	20.86
MLP (EdgePred)	0.61	17.56	0.37	16.98	0.59	23.82	0.59	22.77
Ours (EdgePred)	0.65	16.84	0.39	16.49	0.60	21.33	0.47	21.91
MLP (Mole-BERT)	0.39	18.02	0.32	17.81	0.50	33.53	0.32	33.53
Ours (Mole-BERT)	0.47	17.90	0.33	16.39	0.55	30.20	0.39	30.20
MLP (ContextPred)	0.39	18.57	0.36	17.20	0.60	21.32	0.38	21.66
Ours (ContextPred)	0.45	16.76	0.36	17.18	0.65	22.12	0.44	21.33
MLP (Grover)	0.25	17.32	0.22	17.09	0.29	18.96	0.24	18.99
Ours (Grover)	0.37	16.79	0.22	16.94	0.69	18.30	0.68	18.02

three variants [60]: *FA7*, *PARP-1*, and *5-HT1B*. As for learning-based methods, we use an MLP classifier to predict the existence of \hat{G} in \mathcal{G} . This classifier is trained by predicting the existence in \mathcal{G}_{aux} based on the representation of \hat{G} . Detailed descriptions of baselines and the implementation of models are provided in the Appendix A.3.

Metrics. A molecular graph extraction attack is considered successful if a graph in \mathcal{G}_{adv} exists in \mathcal{G} or if \mathcal{G}_{adv} is similar to \mathcal{G} . Therefore, assuming the model has generated \mathcal{G}_{adv} with K molecules, we adopt the following metrics to measure the performance of the extraction attack:

- **Precision** measures the ratio of generated molecules that exist within the \mathcal{G} . The larger the precision is, the better the performance of the molecular extraction attack.
- **FCD**, also known as Fréchet ChemNet Distance, offers a distance measure between \mathcal{G} and \mathcal{G}_{adv} . This metric leverages ChemNet [40] to capture the differences in both the chemical and biological properties of the molecules. A lower FCD indicates that \mathcal{G} and \mathcal{G}_{adv} are similar in terms of chemical and biological properties, suggesting better extraction performance.

4.2 Experimental Results

Molecular extraction results. Table 1 demonstrates the superior performance of our model over baselines across various molecular pre-trained models. Chemical property-based methods generally underperform, likely due to the infrequency of target properties in pre-trained datasets (e.g., QED). The better performance of SA indicates that molecular stability could be a significant indicator of molecule presence in real datasets. It is evident that our reinforcement learning approach significantly outperforms MLP method on precision and FCD across several pre-trained models, with average improvements of 30.9% and 3.97%, respectively, highlighting the effectiveness of our method.

We can also observe that AttrMasking is the most vulnerable to privacy leakage among the molecular pre-trained models. Furthermore, we have also compared the performance of proposed model under different model frameworks, and it consistently succeeds in molecular graph extraction across various

Table 2: Ablation studies on the performance of molecular extraction results

	One Step		Two Step	
	$K = 50$	$K = 100$	$K = 100$	$K = 200$
	Prec. FCD	Prec. FCD	Prec. FCD	Prec. FCD
Ours	0.50 19.22	0.35 19.85	0.31 23.57	0.51 23.09
Ours-RL	0.56 18.67	0.35 17.52	0.30 21.28	0.40 20.73
Ours-SA	0.30 19.18	0.25 19.17	0.24 24.02	0.29 23.58
Ours-adapter	0.47 17.95	0.30 18.17	0.29 22.49	0.42 22.85
Ours-hard	0.43 18.48	0.29 18.28	0.28 21.92	0.35 21.42

pre-trained model architectures, including those based on BERT or transformers.

Ablation study. To validate the effectiveness of each component, ablation studies are conducted on: (1) Ours-RL, which adopts enumeration instead of an explorative RL framework. (2) Ours-SA, where the reward function is replaced with the most effective chemical property-based SA shown in Table 1. (3) Ours-adapter, which calculates the scoring function without adapters outlined in Eq.(1). In addition, we consider using an auxiliary dataset \mathcal{G}_{aux} that has lower similarity (*i.e.*, higher FCD) to the pre-training dataset \mathcal{G} in order to simulate a more challenging molecular graph extraction attack scenario, and we denote it as Ours-hard.

As shown in Table 2, the superior performance of Ours compared to Ours-RL, Ours-SA, and Ours-adapter highlights the indispensable roles of the reinforcement learning framework, the scoring function, and the adapter for computing the scoring function. The degraded performance of Ours-hard can be attributed to training the scoring function via \mathcal{G}_{aux} with lower similarity, which in turn lowers the generalizability of the scoring function. However, Ours-hard still exhibits comparable performance and shows the robustness.

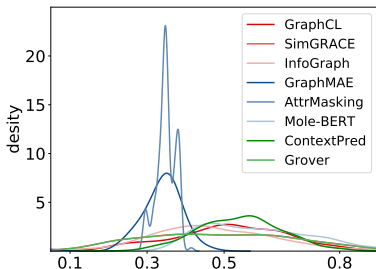


Figure 3: Visualization of α distribution under different pre-trained models. Models in the same category are assigned similar colors for distinction.

Table 3: Comparison of runtime (in seconds) for generating 200 molecules using a 2-step generation process. The learning-based methods are based on the GraphCL molecular pre-trained model.

	QED	SA	MLP	Ours
Score calculation	632	259	2,000	944
Total	3,003	2,710	21,342	14,160

Case study. We further investigate the behavior of the scoring function under various molecular pre-trained models. We explore the α distribution as shown in Figure 3. It is evident that self-supervised tasks within the same category exhibit a similar pattern in their α distributions, whereas models from different categories display distinct distribution patterns. For graph reconstruction-based models, the α distributions are predominantly centered around 0.35, with a peak indicating a high concentration. In contrast, for contrastive learning-based models, the α distributions are flat, which may be attributed to the inherent randomness in the augmentations used in contrastive learning. As for context prediction tasks, the α distributions are centered around 0.54. This phenomenon provides an explanation for the rationality of the scoring function in black-box scenarios.

Runtime analysis. Table 3 compares the runtime of the proposed method with the baselines across the two categories: chemical property-based methods, and learning-based methods. The proposed method exhibits superior extraction attack performance while maintaining a runtime that is comparable to others. This efficiency is achieved through the explorative RL framework, which replaces the need

for exhaustive enumeration of thousands of molecules, significantly reducing the time required for molecular graph extraction attacks.

5 Related Works

Molecular pre-trained models. Molecular pre-trained models utilize GNNs to capture the intricate non-Euclidean structure of molecular graphs, employing various self-supervised pre-training tasks to enhance generalization [57, 22, 12, 5, 21, 58]. Training on extensive molecular graphs, molecular pre-trained models can acquire generalized molecular graph representations and patterns, thereby benefiting various downstream tasks in the molecular domain [13, 53, 1, 30, 32]. Molecular pre-trained models typically employ self-supervised tasks as follows. (1) Contrastive Learning [47, 62, 53]. The objective of the contrastive pre-training task is to capture the similarities and dissimilarities between instances of subgraphs at the molecular level or motif level. (2) Graph Reconstruction [18, 55, 51]. Certain components (such as atoms, bonds, properties of atoms, and fragments) of molecules are masked out, and models are trained to recover components based on the remaining information. (3) Context Prediction [19, 45]. The objective of graph context prediction is to utilize subgraphs to make predictions of surrounding graph structures. This is achieved by classifying whether a specific neighborhood component and surrounding context belong to the same node within the ego-graph.

Data extraction attacks. Effectiveness and reliability of model can be compromised by adversarial attacks in various forms [63, 58]. Pre-trained models contain a large amount of knowledge, and data extraction attacks are among the methods aimed at extracting training data from these models [4, 24]. Research in this area can be broadly classified into two categories: one uses membership inference to deduce information from generative models, while the other exploits the memorization mechanism of networks to carry out attacks. In the first category, [6] generates text from pre-trained language models and performs membership inference attacks to filter the generated text for extraction. In the second category, [26] demonstrated that the effectiveness of data extraction is due to duplication in commonly used web-scraped training sets [26]. [20] analyzed the extracted text from pre-trained language models and found these models do leak personal information as a result of memorization. However, all the aforementioned studies focus solely on the extraction from generative pre-trained models and do not adequately address the challenge of extracting data from graph pre-trained models.

6 Broader Impacts

We recognize that our investigation into Molecular Graph Extraction Attacks on graph-pretrained models could be misused, particularly in collaborative model-sharing, where it may lead to privacy risks. However, we emphasize that our primary objective is to identify vulnerabilities in graph pretrained models, and support the creation of more effective defense strategies. To this end, the paper assesses the susceptibility of mainstream graph-pretrained models to the attack, underscoring the need for enhanced defense measures for existing work.

Furthermore, we propose the following potential defense strategies: (1) Behavior Detection: Implement systems for continuous monitoring and identification of malicious queries in shared models to protect data integrity. (2) Prediction Perturbation: Since the efficacy of model extraction attacks is influenced by embeddings, we suggest introducing minor noise into the final outputs of graph-pretrained models without significantly affecting performance. We believe this ongoing interplay between attack and defense will foster a more robust research community, contributing to future studies on defense strategies.

7 Conclusion

The presented work, for the first time, aims to extract private training data from molecular pre-trained models. More specifically, we propose a reinforcement learning framework for molecule graph extraction attacks. We introduce a molecule generation approach and propose a well-motivated scoring function for selection. Experiments show that our proposed framework and scoring function can effectively perform the molecule extraction attack.

Acknowledgments

This work was partially supported by National Natural Science Foundation of China (No. 62206056, No. 92270121, No. 62176233, No. 62441605), CIPSC-SMP-Zhipu Large Model Cross-Disciplinary Fund (ZPCG20241030332) and the Fundamental Research Funds for the Central Universities.

References

- [1] Viraj Bagal et al. “MolGPT: molecular generation using a transformer-decoder model”. In: *Journal of Chemical Information and Modeling* 62.9 (2021), pp. 2064–2076.
- [2] Jinze Bai et al. “Qwen technical report”. In: *arXiv preprint arXiv:2309.16609* (2023).
- [3] G Richard Bickerton et al. “Quantifying the chemical beauty of drugs”. In: *Nature chemistry* 4.2 (2012), pp. 90–98.
- [4] Zied Bouraoui, José Camacho-Collados, and Steven Schockaert. “Inducing Relational Knowledge from BERT”. In: *AAAI*. 2020, pp. 7456–7463.
- [5] Yuxuan Cao et al. “When to Pre-Train Graph Neural Networks? From Data Generation Perspective!” In: *SIGKDD*. 2023, pp. 142–153.
- [6] Nicholas Carlini et al. “Extracting training data from large language models”. In: *USENIX*. 2021, pp. 2633–2650.
- [7] Nicolas Carlini et al. “Extracting training data from diffusion models”. In: *USENIX*. 2023, pp. 5253–5270.
- [8] Varsha Chiruvella, Achuta Kumar Guddati, et al. “Ethical issues in patient data ownership”. In: *Interactive journal of medical research* 10.2 (2021), e22269.
- [9] Deepak Dalvie et al. “Influence of aromatic rings on ADME properties of drugs”. In: *Metabolism, Pharmacokinetics and Toxicity of Functional Groups*. Royal Society of Chemistry Cambridge, UK, 2010, pp. 275–327.
- [10] David K Duvenaud et al. “Convolutional networks on graphs for learning molecular fingerprints”. In: *NeurIPS*. 2015.
- [11] Peter Ertl and Ansgar Schuffenhauer. “Estimation of synthetic accessibility score of drug-like molecules based on molecular complexity and fragment contributions”. In: *Journal of cheminformatics* 1 (2009), pp. 1–11.
- [12] Taoran Fang et al. “Exploring Correlations of Self-supervised Tasks for Graphs”. In: *arXiv preprint arXiv:2405.04245* (2024).
- [13] Xiaomin Fang et al. “Geometry-enhanced molecular representation learning for property prediction”. In: *Nature Machine Intelligence* 4.2 (2022), pp. 127–134.
- [14] Anna Gaulton et al. “ChEMBL: a large-scale bioactivity database for drug discovery”. In: *Nucleic acids research* 40.D1 (2012), pp. D1100–D1107.
- [15] Tuomas Haarnoja et al. “Soft actor-critic: Off-policy maximum entropy deep reinforcement learning with a stochastic actor”. In: *ICML*. 2018, pp. 1861–1870.
- [16] Will Hamilton, Zhitao Ying, and Jure Leskovec. “Inductive representation learning on large graphs”. In: *NeurIPS*. 2017.
- [17] Xu Han et al. “Pre-trained models: Past, present and future”. In: *AI Open* 2 (2021), pp. 225–250.
- [18] Zhenyu Hou et al. “Graphmae: Self-supervised masked graph autoencoders”. In: *SIGKDD*. 2022, pp. 594–604.
- [19] Weihua Hu et al. “Strategies for pre-training graph neural networks”. In: *arXiv preprint arXiv:1905.12265* (2019).
- [20] Jie Huang, Hanyin Shao, and Kevin Chen-Chuan Chang. “Are Large Pre-Trained Language Models Leaking Your Personal Information?” In: *arXiv preprint arXiv:2205.12628* (2022).
- [21] Renhong Huang et al. “Can Modifying Data Address Graph Domain Adaptation?” In: *SIGKDD*. 2024, pp. 1131–1142.
- [22] Renhong Huang et al. “Measuring Task Similarity and Its Implication in Fine-Tuning Graph Neural Networks”. In: *AAAI*. 2024, pp. 12617–12625.
- [23] Albert Q Jiang et al. “Mixtral of experts”. In: *arXiv preprint arXiv:2401.04088* (2024).
- [24] Zhengbao Jiang et al. “X-FACTR: Multilingual factual knowledge retrieval from pretrained language models”. In: *arXiv preprint arXiv:2010.06189* (2020).
- [25] Wengong Jin, Regina Barzilay, and Tommi Jaakkola. “Hierarchical generation of molecular graphs using structural motifs”. In: *ICML*. 2020, pp. 4839–4848.
- [26] Nikhil Kandpal, Eric Wallace, and Colin Raffel. “Deduplicating training data mitigates privacy risks in language models”. In: *ICML*. 2022, pp. 10697–10707.

- [27] Dahyun Kim et al. “Solar 10.7 b: Scaling large language models with simple yet effective depth up-scaling”. In: *arXiv preprint arXiv:2312.15166* (2023).
- [28] Ram Shankar Siva Kumar et al. “Legal risks of adversarial machine learning research”. In: *arXiv preprint arXiv:2006.16179* (2020).
- [29] Greg Landrum. “Rdkit documentation”. In: *Release 1.1-79* (2013), p. 4.
- [30] Pengyong Li et al. “An effective self-supervised framework for learning expressive molecular global representations to drug discovery”. In: *Briefings in Bioinformatics* 22.6 (2021), bbab109.
- [31] Qi Liu et al. “Constrained graph variational autoencoders for molecule design”. In: *NeurIPS*. 2018.
- [32] Shengchao Liu et al. “Pre-training molecular graph representation with 3d geometry”. In: *arXiv preprint arXiv:2110.07728* (2021).
- [33] Krzysztof Maziarz et al. “Learning to extend molecular scaffolds with structural motifs”. In: *arXiv preprint arXiv:2103.03864* (2021).
- [34] Rocío Mercado et al. “Graph networks for molecular design”. In: *Machine Learning: Science and Technology* 2.2 (2021), p. 025023.
- [35] David L Mobley and J Peter Guthrie. “FreeSolv: a database of experimental and calculated hydration free energies, with input files”. In: *Journal of computer-aided molecular design* 28 (2014), pp. 711–720.
- [36] Linus Pauling. “The modern theory of valency”. In: *Journal of the Chemical Society (Resumed)* (1948), pp. 1461–1467.
- [37] Pavel Polishchuk. “CReM: chemically reasonable mutations framework for structure generation”. In: *Journal of Cheminformatics* 12.1 (2020), pp. 1–18.
- [38] Pavel G Polishchuk, Timur I Madzhidov, and Alexandre Varnek. “Estimation of the size of drug-like chemical space based on GDB-17 data”. In: *Journal of computer-aided molecular design* 27 (2013), pp. 675–679.
- [39] Leslie B Poole. “The basics of thiols and cysteines in redox biology and chemistry”. In: *Free Radical Biology and Medicine* 80 (2015), pp. 148–157.
- [40] Kristina Preuer et al. “Fréchet ChemNet distance: a metric for generative models for molecules in drug discovery”. In: *Journal of chemical information and modeling* 58.9 (2018), pp. 1736–1741.
- [41] Martin L Puterman. “Markov decision processes”. In: *Handbooks in operations research and management science* 2 (1990), pp. 331–434.
- [42] Sara Quach et al. “Digital technologies: Tensions in privacy and data”. In: *Journal of the Academy of Marketing Science* 50.6 (2022), pp. 1299–1323.
- [43] Alec Radford et al. “Language models are unsupervised multitask learners”. In: *OpenAI blog* 1.8 (2019), p. 9.
- [44] Robin Rombach et al. “High-resolution image synthesis with latent diffusion models”. In: *CVPR*. 2022, pp. 10684–10695.
- [45] Yu Rong et al. “Self-supervised graph transformer on large-scale molecular data”. In: *NeurIPS*. 2020, pp. 12559–12571.
- [46] Teague Sterling and John J Irwin. “ZINC 15–ligand discovery for everyone”. In: *Journal of chemical information and modeling* 55.11 (2015), pp. 2324–2337.
- [47] Fan-Yun Sun et al. “Infograph: Unsupervised and semi-supervised graph-level representation learning via mutual information maximization”. In: *arXiv preprint arXiv:1908.01000* (2019).
- [48] Richard D Taylor, Malcolm MacCoss, and Alastair DG Lawson. “Rings in drugs: Miniperspective”. In: *Journal of medicinal chemistry* 57.14 (2014), pp. 5845–5859.
- [49] Oleg Trott and Arthur J Olson. “AutoDock Vina: improving the speed and accuracy of docking with a new scoring function, efficient optimization, and multithreading”. In: *Journal of computational chemistry* 31.2 (2010), pp. 455–461.
- [50] Petar Veličković et al. “Deep graph infomax”. In: *arXiv preprint arXiv:1809.10341* (2018).
- [51] Sheng Wang et al. “SMILES-BERT: large scale unsupervised pre-training for molecular property prediction”. In: *Proceedings of the 10th ACM international conference on bioinformatics, computational biology and health informatics*. 2019, pp. 429–436.
- [52] Y Wang et al. “MolCLR: Molecular contrastive learning of representations via graph neural networks. arXiv 2021”. In: *arXiv preprint arXiv:2102.10056* (2021).

- [53] Yuyang Wang et al. “Molecular contrastive learning of representations via graph neural networks”. In: *Nature Machine Intelligence* 4.3 (2022), pp. 279–287.
- [54] Jun Xia et al. “A systematic survey of chemical pre-trained models”. In: *arXiv preprint arXiv:2210.16484* (2022).
- [55] Jun Xia et al. “Mole-bert: Rethinking pre-training graph neural networks for molecules”. In: *ICLR*. 2022.
- [56] Jun Xia et al. “Simgrace: A simple framework for graph contrastive learning without data augmentation”. In: *WWW*. 2022, pp. 1070–1079.
- [57] Jiarong Xu et al. “Better with less: A data-active perspective on pre-training graph neural networks”. In: *NeurIPS*. 2023, pp. 56946–56978.
- [58] Jiarong Xu et al. “Unsupervised adversarially robust representation learning on graphs”. In: *AAAI*. Vol. 36. 4. 2022, pp. 4290–4298.
- [59] Kevin Yang et al. “Analyzing learned molecular representations for property prediction”. In: *Journal of chemical information and modeling* 59.8 (2019), pp. 3370–3388.
- [60] Soojung Yang et al. “Hit and lead discovery with explorative rl and fragment-based molecule generation”. In: *NeurIPS*. 2021, pp. 7924–7936.
- [61] Jiaxuan You et al. “Graph convolutional policy network for goal-directed molecular graph generation”. In: *NeurIPS*. 2018.
- [62] Yuning You et al. “Graph contrastive learning with augmentations”. In: *NeurIPS*. 2020, pp. 5812–5823.
- [63] Hanyang Yuan et al. “Unveiling Privacy Vulnerabilities: Investigating the Role of Structure in Graph Data”. In: *SIGKDD*. 2024, pp. 4059–4070.

A Appendix

A.1 Notations

The main notations can be found in the following table.

Notation	Description
$\mathcal{G}, \mathcal{G}_{\text{aux}}, \mathcal{G}_{\text{adv}}$	private graph sets, auxiliary graph sets, graph set extracted from the pre-trained model
$f, f(G)$	molecular pre-trained model, pre-trained representation of graph G
R, M, \hat{G}	template structure, motif, generated graph
B, a_R, a_M	bond between R and M , attachment points in R and M
α	parameter in the scoring function
g_θ, h_ϕ	adapter for mapping pre-trained representations to perform data extraction with learnable parameters θ and ϕ
$\mathbb{P}(\hat{G})$	the distribution of generated graph \hat{G}
S_t, A_t	state, action at time step t
r	reward function
$\pi_{\text{first}}, \pi_{\text{second}}, \pi_{\text{third}}$	policy network
\mathcal{H}, τ	entropy measure, temperature parameter
z	embedding obtained by policy network
δ	intermediate reward

Table 4: Description of major notations.

A.2 Framework

In this section, we detail the pseudocode for the algorithm behind ours. the

Algorithm 1 Algorithm of the proposed model

Require: Template structure R , motif M in motif bank, auxiliary dataset \mathcal{G}_{aux} , and budget K .

Ensure: extracted graph sets \mathcal{G}_{adv} .

- 1: Enumerate all possible molecules constructed by appending a motif to the template structure.
 - 2: Training the scoring function in Eq. (3) with above generated molecules.
 - 3: Initialize parameter for RL environment and initial reward function with scoring function.
 - 4: **for** each iteration **do**
 - 5: **for** each environment setup **do**
 - 6: Obtain $A_t = \{a_{\hat{G}_{t-1}}, M_t, a_{M_t}\}$ by sequentially compute Eq. (5), Eq. (6) and Eq. (7).
 - 7: $\hat{G}_t := \hat{G}_{t-1} \cup_{B_t} M_t$
 - 8: Compute the overall reward $r(S_t, A_t)$ and intermediate reward.
 - 9: Optimization for Soft Actor-Critic.
 - 10: **end for**
 - 11: **end for**
 - 12: Utilizing the trained reinforcement learning agent, generate K molecules for \mathcal{G}_{adv} .
-

A.3 Addition Experimental Setup

The detailed statistics of the pre-training dataset and auxiliary dataset. The pre-training dataset consists of 1,883,524 molecules, while the auxiliary dataset contains 20,000 molecules. There is an overlap of 103 molecules between these datasets, indicating a relatively small overlap ratio.

To enhance computational efficiency, we subdivide both the pre-training and auxiliary datasets based on template structures. For each template structure, we select molecules containing the corresponding template from the original dataset to create a tailored dataset. Subsequently, we perform attacks and evaluations using these customized pre-training and auxiliary datasets.

Additionally, to evaluate the robustness of our attack method, we utilize a set of hard auxiliary datasets. For a given template structure, we select 80% of the molecules from the auxiliary dataset to form a hard auxiliary dataset. This hard auxiliary dataset has a higher Fréchet ChemNet Distance (FCD) from the pre-training dataset compared to the original, resulting in reduced similarity and increased difficulty of the attack. Below are the statistics for some of these datasets:

Index of template structure	0	1	2
# of molecules in \mathcal{G}	18	59	33
# of molecules in \mathcal{G}_{aux}	59	15	31
FCD with \mathcal{G}	46.15	30.41	38.67
# of molecules in hard \mathcal{G}_{aux}	47	12	24
FCD with \mathcal{G}	47.21	33.71	40.23

Baseline model description. The models we have chosen include:

- **GraphCL** [62] is a contrastive self-supervised learning method for GNNs, which learns representations by maximizing the agreement between differently augmented views of the same graph.
- **SimGRACE** [56] utilizes the original graph as input, and employs a GNN model along with its perturbed variant as dual encoders. Then model conducts two correspondingly linked perspectives for contrastive learning without the need for data augmentation.
- **InfoGraph**[50] is a pre-training approach that maximizes the mutual information between the local patch representations and global graph representations, encouraging the model to capture local and global graph structures.
- **GraphMAE** [18] is a graph-based model that uses a masked autoencoder framework for pre-training, which learns to reconstruct masked parts of input graphs, enabling the model to capture intrinsic graph structures.
- **Attribute Masking** [19] aims to capture domain knowledge by learning the regularities of the node/edge attributes distributed over graph structure.
- **EdgePred** [16] is a pre-training task where the model learns to predict whether an edge (relationship) exists between two nodes in a graph, which helps the model to understand the connectivity and relationship between nodes.
- **Mole-BERT** [55] utilizes a variant of VQ-VAE as a context-aware tokenizer to encode atom attributes and introduces a new node-level pre-training task, Masked Atoms Modeling along with triplet masked contrastive learning (TMCL) for graph-level pre-training
- **ContextPred** [19] is a pre-training task where the model learns to predict the context of a given node or subgraph.
- **Grover** [45] learns molecular representations by predicting the original training task after self-supervised pre-training.

Description of baselines. We compare with the following baselines.

- **MLP** trains a multi-layer classifier to predict the graph \hat{G} 's existence in \mathcal{G} . The classifier takes in \hat{G} 's representation $f(\hat{G})$, and is trained to predict \hat{G} 's existence in \mathcal{G}_{aux} .
- **QED score** [3] stands for quantitative estimation of drug-likeness, predicting the drug-like potential of a molecule. The higher the QED score, the more likely the molecule is a drug. Based on the assumption that a drug-like molecule is likely to appear in \mathcal{G} , a potential molecule with a high QED, is predicted to exist in the pre-training dataset.
- **SA score** [11] stands for synthetic accessibility score, estimating the ease of synthesizing a particular molecule. SA scores typically range from 1 (easily synthesizable) to 10 (difficult to synthesize), with a lower SA score indicating that the molecule is easier to synthesize. Therefore, we use the negative SA score to score molecules.
- **Docking score** [49] estimates the binding affinity between a ligand (small molecule) and a receptor (protein target). A more negative docking score indicates a stronger binding interaction between the

ligand and the receptor, implying a more favorable binding event. Therefore, we use the negative docking score to score the potential molecule \hat{G} . Specifically, we get 3 variants of docking scores with three different protein targets **FA7**, **PARP-1**, **5-HT1B**.

Detailed implementation details. Since existing methods are not tailored for molecular extraction attacks, we initially adapt other methods to our specific scenario. We enumerate all potential molecules (constructed through either one-step or two-step generation) and employ metrics to select molecules as predictions for \mathcal{G}_{aux} .

For chemical property-based methods, we utilize the rdkit toolkit [29] for computations. Meanwhile, for learning-based methods, we employ a two-layer MLP classifier with a hidden size of 300.

In constructing our reinforcement learning framework, we employ the Soft Actor-Critic (SAC) algorithm as implemented in OpenAI’s SpinningUp, as well as the molecular reinforcement learning efforts [60]. Regarding the parameters for the RL agent, we set the total number of training epochs to 100, with β_i as the weight for delayed reward and $\delta = 0.05$ for intermediate rewards. The graph adapter within the scoring function of the delayed reward is also a two-layer MLP with a hidden size of 300. We employ the Adam optimizer with a learning rate of 0.005 for 100 epochs during the pre-training phase. After 5 epochs, the scoring function is trained using the generated molecules. For policy training, we implement three policy networks with two-layer MLPs and a hidden size of 128. The graph representation network utilizes a two-layer GCN with a hidden size of 128. We update the policy network after generating 256 molecules, and set the temperature τ to 1. The policy networks are trained with the Adam optimizer, using a learning rate of 0.01 and a weight decay of 1e-6. All experiments are conducted on a single machine of Linux system with an Intel Xeon Gold 5118 (128G memory) and a GeForce GTX Tesla P4 (8GB memory).

Modification to the optimization Soft Actor-Critic. Similar to the optimization process in [15], calculating entropy requires computing $\log \pi(A_i | S_i)$. In our setup, the specific method for this calculation is as follows:

$$\begin{aligned} \log \pi(A_i | S_i) &= \log \pi(a_{\hat{G}_{i-1}}, M_i, a_{M_i} | \hat{G}_i) \\ &= \log \pi_{\text{first}}(a_{\hat{G}_{i-1}} | \hat{G}_i) + \log \pi_{\text{second}}(M_i | \hat{G}_i, a_{\hat{G}_{i-1}}) + \log \pi_{\text{third}}(a_{M_i} | M_i, a_{\hat{G}_{i-1}}) \end{aligned} \quad (9)$$

A.4 Additional Experimental Results

Rationality behind ring structures. We here clarify rationality behind choosing ring structures as a starting template is that ring structures are very common in chemical datasets. In the ZINC15 dataset with 2 million unlabeled molecules, we identified 1,990,890 molecules containing ring structures, constituting the majority of the dataset. Furthermore, the diversity of ring structures offers a wide range of options for template structures (such as tetrahydrofuran and cyclobutane).

We further incorporate five ring-free scaffold templates (i.e., alkanes) into the template bank. The performance is shown as follows. It can be observed that incorporating these ring-free templates has led to a slight improvement in performance.

Table 5: Ablation studies on the performance of molecular extraction results

	One Step		Two Step					
	$K = 50$	$K = 100$	$K = 100$	$K = 200$				
	Prec.	FCD	Prec.	FCD				
Ours	0.50	19.22	0.35	19.85	0.31	23.57	0.51	23.09
Ours-ring	0.51	19.11	0.36	20.18	0.37	23.27	0.52	23.18

Result for multiple step generation. Our approach based on reinforcement learning can be extended to multiple steps. Here, we extend the time-step, and the results are as follows (we only take "Random" as a baseline considering the runtime of other baselines). It can be observed that as the time-step increases, performance may decline due to the increased difficulty of extraction caused by the complexity of the molecules. Nevertheless, our model still outperforms the baseline model in precision, indicating the effectiveness of our extraction method.

Table 6: Precision of molecular extraction results among different time step

	One Step		Two Step		Three Step		Four Step	
	$K = 50$	$K = 100$	$K = 100$	$K = 200$	$K = 100$	$K = 200$	$K = 100$	$K = 200$
Random	0.05	0.09	0.09	0.07	0.02	0.00	0.00	0.00
Ours	0.50	0.35	0.31	0.52	0.27	0.25	0.17	0.18

Performance with PubChem as the auxiliary dataset. We also sampled 20,000 molecules from PubChem [51] as the auxiliary dataset to ensure a difference from the ZINC pre-training dataset. The results based on the GraphCL pre-trained model are shown as follows. We observed that under these scenarios, the performance of our method had a slight decline. However, it still demonstrates comparable efficacy and showcases robustness.

Table 7: Performance of molecular extraction results with PubChem as the auxiliary dataset.

	One Step				Two Step			
	$K = 50$		$K = 100$		$K = 100$		$K = 200$	
	Prec.	FCD	Prec.	FCD	Prec.	FCD	Prec.	FCD
Ours	0.50	19.22	0.35	19.85	0.31	23.57	0.51	23.09
Ours-PubChem	0.52	18.52	0.33	17.90	0.26	20.57	0.31	24.41

Performance under regression task. We further explored data extraction attacks on regression models. When integrating regression tasks, we adapted our model by replacing the final output of the regression with the representation in Eq. (2). In our implementation, we chose the real-world chemical dataset FreeSolv [35] and regressed the hydration-free energy, utilizing 5% of the molecules from FreeSolv as an auxiliary dataset. The detailed results are as follows. We discovered that our model still performs well with the regression model.

Table 8: Performance of molecular extraction results under regression task.

	One Step				Two Step			
	$K = 50$		$K = 100$		$K = 100$		$K = 200$	
	Prec.	FCD	Prec.	FCD	Prec.	FCD	Prec.	FCD
MLP	0.39	19.00	0.21	16.82	0.22	17.26	0.16	17.30
Ours	0.39	17.38	0.28	17.42	0.29	18.31	0.33	16.63

A.5 Proofs

Here, we provide a detailed explanation of the example presented in § 3.2 along with its proof, which further indicates that our scoring function can effectively characterize different molecular pre-training tasks.

Example 1 When the pre-trained model performs specific subgraph masking as described in [45], the value of α in Eq. (1) is approximately 1. When the pre-trained model is involved in using bond-deletion augmentation in graph contrastive learning, as in [62, 53], the value of α in Eq. (1) is approximately 0.5.

Proof for Example. Given pre-trained model f , template structure R , motif M and generated molecular $\hat{G} := R \cup_B M$. Assume that the GNN architecture all adopts the mean pooling as graph pooling. Denote $|\cdot|$ represents the number of nodes, and $f(\cdot)$ denotes the representation, and $\hat{f}(S)$ denotes the representation output by the mean pooling of subset S in \hat{G} . Therefore we have:

$$f(\hat{G}) = \frac{|R|}{|R| + |M|} \hat{f}(R) + \frac{|M|}{|R| + |M|} \hat{f}(M) \quad (10)$$

When a pre-trained model employs subgraph masking, it can ensure that the representation of the graph with masked motifs remains consistent with the original graph’s representation. That is, $f(\hat{G}) = f(R)$. In this case, the form of our scoring function is as follows:

$$\text{Score}(R, M, \hat{G}) = \text{Sim} \left(\frac{|R|}{|R| + |M|} \hat{f}(R) + \frac{|M|}{|R| + |M|} \hat{f}(M), \frac{|R|\alpha}{|R| + |M|} f(R) + \frac{|M|(1 - \alpha)}{|C| + |M|} f(M) \right) \quad (11)$$

By combining Eq. (10) and Eq. (11), we have:

$$\begin{aligned} \text{Score}(R, M, \hat{G}) = \text{Sim} & \left(\frac{|R|}{|R| + |M|} \hat{f}(R) + \frac{|M|}{|R| + |M|} \hat{f}(M), \frac{|R|^2\alpha}{(|R| + |M|)^2} \hat{f}(R) \right. \\ & \left. + \frac{|R||M|\alpha}{(|R| + |M|)^2} \hat{f}(M) + \frac{|M|(1 - \alpha)}{|C| + |M|} \hat{f}(M) \right) \end{aligned} \quad (12)$$

By adjusting α in Eq. (12), we can observe that the scoring function reaches its maximum when $\alpha = 1$.

When a pre-trained model is involved in using bond-deletion augmentation in graph contrastive learning, where the representation of the graph with the bond between M and R removed is made similar, it is easy to obtain the following relationship: $\hat{f}(R) \approx f(R)$, $\hat{f}(M) \approx f(M)$. By substituting it into Eq. (11), we can obtain the following results:

$$\text{Score}(R, M, \hat{G}) = \text{Sim} \left(\frac{|R|}{|R| + |M|} f(R) + \frac{|M|}{|R| + |M|} f(M), \frac{|R|\alpha}{|R| + |M|} f(R) + \frac{|M|(1 - \alpha)}{|C| + |M|} f(M) \right) \quad (13)$$

Apparently, the scoring function reaches its maximum value when $\alpha = 0.5$.

Proof for the rationale behind the scoring function. Assume that graph G is composed by $G := G_1 \cup G_2$ and the graph pre-trained model is represented by f . Let the loss function for the pre-training task be \mathcal{L} , which takes graph representation as input. Further, we assume that \mathcal{L} is a bijection and linear mapping.

Without loss of generality, we assume that the loss function belongs to the category of weighted sum, that is $\mathcal{L}(f(G)) = \alpha_1 \mathcal{L}(f(G_1)) + \alpha_2 \mathcal{L}(f(G_2))$, with α_1 and α_2 serve as hyper-parameters (This assumption is common among various tasks. For instance, in the most common case of cross-entropy for the classification task, $\alpha_1 = |G_1|/|G|$ and $\alpha_2 = |G_2|/|G|$). We can infer that $f(G) = \mathcal{L}^{-1}(\alpha_1 \mathcal{L}(f(G_1)) + \alpha_2 \mathcal{L}(f(G_2))) = \alpha_1 f(G_1) + \alpha_2 f(G_2)$.

Therefore, given the theoretical analysis, we can observe that the relationship between $f(G)$, $f(G_1)$, and $f(G_2)$ is akin to a weighted combination, which justifies our design of score function.

NeurIPS Paper Checklist

1. Claims

Question: Do the main claims made in the abstract and introduction accurately reflect the paper's contributions and scope?

Answer: [Yes]

Justification: we clearly state the paper's contributions and scope in the abstract and introduction part.

Guidelines:

- The answer NA means that the abstract and introduction do not include the claims made in the paper.
- The abstract and/or introduction should clearly state the claims made, including the contributions made in the paper and important assumptions and limitations. A No or NA answer to this question will not be perceived well by the reviewers.
- The claims made should match theoretical and experimental results, and reflect how much the results can be expected to generalize to other settings.
- It is fine to include aspirational goals as motivation as long as it is clear that these goals are not attained by the paper.

2. Limitations

Question: Does the paper discuss the limitations of the work performed by the authors?

Answer: [No]

Justification: the paper may have limitations, but those are not discussed in the paper.

Guidelines:

- The answer NA means that the paper has no limitation while the answer No means that the paper has limitations, but those are not discussed in the paper.
- The authors are encouraged to create a separate "Limitations" section in their paper.
- The paper should point out any strong assumptions and how robust the results are to violations of these assumptions (e.g., independence assumptions, noiseless settings, model well-specification, asymptotic approximations only holding locally). The authors should reflect on how these assumptions might be violated in practice and what the implications would be.
- The authors should reflect on the scope of the claims made, e.g., if the approach was only tested on a few datasets or with a few runs. In general, empirical results often depend on implicit assumptions, which should be articulated.
- The authors should reflect on the factors that influence the performance of the approach. For example, a facial recognition algorithm may perform poorly when image resolution is low or images are taken in low lighting. Or a speech-to-text system might not be used reliably to provide closed captions for online lectures because it fails to handle technical jargon.
- The authors should discuss the computational efficiency of the proposed algorithms and how they scale with dataset size.
- If applicable, the authors should discuss possible limitations of their approach to address problems of privacy and fairness.
- While the authors might fear that complete honesty about limitations might be used by reviewers as grounds for rejection, a worse outcome might be that reviewers discover limitations that aren't acknowledged in the paper. The authors should use their best judgment and recognize that individual actions in favor of transparency play an important role in developing norms that preserve the integrity of the community. Reviewers will be specifically instructed to not penalize honesty concerning limitations.

3. Theory Assumptions and Proofs

Question: For each theoretical result, does the paper provide the full set of assumptions and a complete (and correct) proof?

Answer: [Yes]

Justification: Assumptions and a complete proof are provided in Appendix A.5

Guidelines:

- The answer NA means that the paper does not include theoretical results.
- All the theorems, formulas, and proofs in the paper should be numbered and cross-referenced.
- All assumptions should be clearly stated or referenced in the statement of any theorems.
- The proofs can either appear in the main paper or the supplemental material, but if they appear in the supplemental material, the authors are encouraged to provide a short proof sketch to provide intuition.
- Inversely, any informal proof provided in the core of the paper should be complemented by formal proofs provided in appendix or supplemental material.
- Theorems and Lemmas that the proof relies upon should be properly referenced.

4. Experimental Result Reproducibility

Question: Does the paper fully disclose all the information needed to reproduce the main experimental results of the paper to the extent that it affects the main claims and/or conclusions of the paper (regardless of whether the code and data are provided or not)?

Answer: [Yes]

Justification: The paper fully disclose all the information needed to reproduce the main experimental results in §4 and Appendix A.3.

Guidelines:

- The answer NA means that the paper does not include experiments.
- If the paper includes experiments, a No answer to this question will not be perceived well by the reviewers: Making the paper reproducible is important, regardless of whether the code and data are provided or not.
- If the contribution is a dataset and/or model, the authors should describe the steps taken to make their results reproducible or verifiable.
- Depending on the contribution, reproducibility can be accomplished in various ways. For example, if the contribution is a novel architecture, describing the architecture fully might suffice, or if the contribution is a specific model and empirical evaluation, it may be necessary to either make it possible for others to replicate the model with the same dataset, or provide access to the model. In general, releasing code and data is often one good way to accomplish this, but reproducibility can also be provided via detailed instructions for how to replicate the results, access to a hosted model (e.g., in the case of a large language model), releasing of a model checkpoint, or other means that are appropriate to the research performed.
- While NeurIPS does not require releasing code, the conference does require all submissions to provide some reasonable avenue for reproducibility, which may depend on the nature of the contribution. For example
 - (a) If the contribution is primarily a new algorithm, the paper should make it clear how to reproduce that algorithm.
 - (b) If the contribution is primarily a new model architecture, the paper should describe the architecture clearly and fully.
 - (c) If the contribution is a new model (e.g., a large language model), then there should either be a way to access this model for reproducing the results or a way to reproduce the model (e.g., with an open-source dataset or instructions for how to construct the dataset).
 - (d) We recognize that reproducibility may be tricky in some cases, in which case authors are welcome to describe the particular way they provide for reproducibility. In the case of closed-source models, it may be that access to the model is limited in some way (e.g., to registered users), but it should be possible for other researchers to have some path to reproducing or verifying the results.

5. Open access to data and code

Question: Does the paper provide open access to the data and code, with sufficient instructions to faithfully reproduce the main experimental results, as described in supplemental material?

Answer: [Yes]

Justification: We have provided open access to the data and code through the anonymous GitHub link in abstract.

Guidelines:

- The answer NA means that paper does not include experiments requiring code.
- Please see the NeurIPS code and data submission guidelines (<https://nips.cc/public/guides/CodeSubmissionPolicy>) for more details.
- While we encourage the release of code and data, we understand that this might not be possible, so “No” is an acceptable answer. Papers cannot be rejected simply for not including code, unless this is central to the contribution (e.g., for a new open-source benchmark).
- The instructions should contain the exact command and environment needed to run to reproduce the results. See the NeurIPS code and data submission guidelines (<https://nips.cc/public/guides/CodeSubmissionPolicy>) for more details.
- The authors should provide instructions on data access and preparation, including how to access the raw data, preprocessed data, intermediate data, and generated data, etc.
- The authors should provide scripts to reproduce all experimental results for the new proposed method and baselines. If only a subset of experiments are reproducible, they should state which ones are omitted from the script and why.
- At submission time, to preserve anonymity, the authors should release anonymized versions (if applicable).
- Providing as much information as possible in supplemental material (appended to the paper) is recommended, but including URLs to data and code is permitted.

6. Experimental Setting/Details

Question: Does the paper specify all the training and test details (e.g., data splits, hyper-parameters, how they were chosen, type of optimizer, etc.) necessary to understand the results?

Answer: [Yes]

Justification: Experiment details are included in §4 and Appendix A.3

Guidelines:

- The answer NA means that the paper does not include experiments.
- The experimental setting should be presented in the core of the paper to a level of detail that is necessary to appreciate the results and make sense of them.
- The full details can be provided either with the code, in appendix, or as supplemental material.

7. Experiment Statistical Significance

Question: Does the paper report error bars suitably and correctly defined or other appropriate information about the statistical significance of the experiments?

Answer: [No]

Justification: This work does not report error bars suitably and does not conduct statistical significance tests.

Guidelines:

- The answer NA means that the paper does not include experiments.
- The authors should answer "Yes" if the results are accompanied by error bars, confidence intervals, or statistical significance tests, at least for the experiments that support the main claims of the paper.
- The factors of variability that the error bars are capturing should be clearly stated (for example, train/test split, initialization, random drawing of some parameter, or overall run with given experimental conditions).
- The method for calculating the error bars should be explained (closed form formula, call to a library function, bootstrap, etc.)
- The assumptions made should be given (e.g., Normally distributed errors).

- It should be clear whether the error bar is the standard deviation or the standard error of the mean.
- It is OK to report 1-sigma error bars, but one should state it. The authors should preferably report a 2-sigma error bar than state that they have a 96% CI, if the hypothesis of Normality of errors is not verified.
- For asymmetric distributions, the authors should be careful not to show in tables or figures symmetric error bars that would yield results that are out of range (e.g. negative error rates).
- If error bars are reported in tables or plots, The authors should explain in the text how they were calculated and reference the corresponding figures or tables in the text.

8. Experiments Compute Resources

Question: For each experiment, does the paper provide sufficient information on the computer resources (type of compute workers, memory, time of execution) needed to reproduce the experiments?

Answer: [Yes]

Justification: sufficient information on the computer resources (type of compute workers, memory, time of execution) are provided in §4 and A.3

Guidelines:

- The answer NA means that the paper does not include experiments.
- The paper should indicate the type of compute workers CPU or GPU, internal cluster, or cloud provider, including relevant memory and storage.
- The paper should provide the amount of compute required for each of the individual experimental runs as well as estimate the total compute.
- The paper should disclose whether the full research project required more compute than the experiments reported in the paper (e.g., preliminary or failed experiments that didn't make it into the paper).

9. Code Of Ethics

Question: Does the research conducted in the paper conform, in every respect, with the NeurIPS Code of Ethics <https://neurips.cc/public/EthicsGuidelines>?

Answer: [Yes]

Justification: authors have reviewed the NeurIPS Code of Ethics.

Guidelines:

- The answer NA means that the authors have not reviewed the NeurIPS Code of Ethics.
- If the authors answer No, they should explain the special circumstances that require a deviation from the Code of Ethics.
- The authors should make sure to preserve anonymity (e.g., if there is a special consideration due to laws or regulations in their jurisdiction).

10. Broader Impacts

Question: Does the paper discuss both potential positive societal impacts and negative societal impacts of the work performed?

Answer: [Yes]

Justification: The paper discusses the negative societal impacts of attacks in § 2 and § 6.

Guidelines:

- The answer NA means that there is no societal impact of the work performed.
- If the authors answer NA or No, they should explain why their work has no societal impact or why the paper does not address societal impact.
- Examples of negative societal impacts include potential malicious or unintended uses (e.g., disinformation, generating fake profiles, surveillance), fairness considerations (e.g., deployment of technologies that could make decisions that unfairly impact specific groups), privacy considerations, and security considerations.

- The conference expects that many papers will be foundational research and not tied to particular applications, let alone deployments. However, if there is a direct path to any negative applications, the authors should point it out. For example, it is legitimate to point out that an improvement in the quality of generative models could be used to generate deepfakes for disinformation. On the other hand, it is not needed to point out that a generic algorithm for optimizing neural networks could enable people to train models that generate Deepfakes faster.
- The authors should consider possible harms that could arise when the technology is being used as intended and functioning correctly, harms that could arise when the technology is being used as intended but gives incorrect results, and harms following from (intentional or unintentional) misuse of the technology.
- If there are negative societal impacts, the authors could also discuss possible mitigation strategies (e.g., gated release of models, providing defenses in addition to attacks, mechanisms for monitoring misuse, mechanisms to monitor how a system learns from feedback over time, improving the efficiency and accessibility of ML).

11. Safeguards

Question: Does the paper describe safeguards that have been put in place for responsible release of data or models that have a high risk for misuse (e.g., pretrained language models, image generators, or scraped datasets)?

Answer: [NA]

Justification: the paper poses no such risks.

Guidelines:

- The answer NA means that the paper poses no such risks.
- Released models that have a high risk for misuse or dual-use should be released with necessary safeguards to allow for controlled use of the model, for example by requiring that users adhere to usage guidelines or restrictions to access the model or implementing safety filters.
- Datasets that have been scraped from the Internet could pose safety risks. The authors should describe how they avoided releasing unsafe images.
- We recognize that providing effective safeguards is challenging, and many papers do not require this, but we encourage authors to take this into account and make a best faith effort.

12. Licenses for existing assets

Question: Are the creators or original owners of assets (e.g., code, data, models), used in the paper, properly credited and are the license and terms of use explicitly mentioned and properly respected?

Answer: [NA]

Justification: this paper does not use existing assets.

Guidelines:

- The answer NA means that the paper does not use existing assets.
- The authors should cite the original paper that produced the code package or dataset.
- The authors should state which version of the asset is used and, if possible, include a URL.
- The name of the license (e.g., CC-BY 4.0) should be included for each asset.
- For scraped data from a particular source (e.g., website), the copyright and terms of service of that source should be provided.
- If assets are released, the license, copyright information, and terms of use in the package should be provided. For popular datasets, paperswithcode.com/datasets has curated licenses for some datasets. Their licensing guide can help determine the license of a dataset.
- For existing datasets that are re-packaged, both the original license and the license of the derived asset (if it has changed) should be provided.

- If this information is not available online, the authors are encouraged to reach out to the asset’s creators.

13. **New Assets**

Question: Are new assets introduced in the paper well documented and is the documentation provided alongside the assets?

Answer: [NA]

Justification: this paper does not release new assets.

Guidelines:

- The answer NA means that the paper does not release new assets.
- Researchers should communicate the details of the dataset/code/model as part of their submissions via structured templates. This includes details about training, license, limitations, etc.
- The paper should discuss whether and how consent was obtained from people whose asset is used.
- At submission time, remember to anonymize your assets (if applicable). You can either create an anonymized URL or include an anonymized zip file.

14. **Crowdsourcing and Research with Human Subjects**

Question: For crowdsourcing experiments and research with human subjects, does the paper include the full text of instructions given to participants and screenshots, if applicable, as well as details about compensation (if any)?

Answer: [NA]

Justification: this paper does not involve crowdsourcing nor research with human subjects.

Guidelines:

- The answer NA means that the paper does not involve crowdsourcing nor research with human subjects.
- Including this information in the supplemental material is fine, but if the main contribution of the paper involves human subjects, then as much detail as possible should be included in the main paper.
- According to the NeurIPS Code of Ethics, workers involved in data collection, curation, or other labor should be paid at least the minimum wage in the country of the data collector.

15. **Institutional Review Board (IRB) Approvals or Equivalent for Research with Human Subjects**

Question: Does the paper describe potential risks incurred by study participants, whether such risks were disclosed to the subjects, and whether Institutional Review Board (IRB) approvals (or an equivalent approval/review based on the requirements of your country or institution) were obtained?

Answer: [NA]

Justification: this paper does not involve crowdsourcing nor research with human subjects.

Guidelines:

- The answer NA means that the paper does not involve crowdsourcing nor research with human subjects.
- Depending on the country in which research is conducted, IRB approval (or equivalent) may be required for any human subjects research. If you obtained IRB approval, you should clearly state this in the paper.
- We recognize that the procedures for this may vary significantly between institutions and locations, and we expect authors to adhere to the NeurIPS Code of Ethics and the guidelines for their institution.
- For initial submissions, do not include any information that would break anonymity (if applicable), such as the institution conducting the review.