

DomainGallery: Few-shot Domain-driven Image Generation by Attribute-centric Finetuning

Yuxuan Duan¹ Yan Hong² Bo Zhang¹ Jun Lan² Huijia Zhu² Weiqiang Wang²
Jianfu Zhang^{1*} Li Niu^{1*} Liqing Zhang^{1*}
¹Shanghai Jiao Tong University ²Ant Group




Figure 1: Given a few-shot target dataset of a specific domain such as sketches painted by an artist (a), it is usually difficult to directly generate images of this domain using pretrained text-to-image models (b). By using **DomainGallery** we propose in this work, we can achieve domain-driven generation in intra-category (c); cross-category (d); extra attribute (e); and personalization (f) scenarios.

Abstract

The recent progress in text-to-image models pretrained on large-scale datasets has enabled us to generate various images as long as we provide a text prompt describing what we want. Nevertheless, the availability of these models is still limited when we expect to generate images that fall into a specific domain either hard to describe or just unseen to the models. In this work, we propose DomainGallery, a few-shot domain-driven image generation method which aims at finetuning pretrained Stable Diffusion on few-shot target datasets in an attribute-centric manner. Specifically, DomainGallery features prior attribute erasure, attribute disentanglement, regularization and enhancement. These techniques are tailored to few-shot domain-driven generation in order to solve key issues that previous works have failed to settle. Extensive experiments are given to validate the superior performance of DomainGallery on a variety of domain-driven generation scenarios.

*Corresponding authors.

1 Introduction

Walking down the street, you see an artist painting portrait sketches for people. You are fascinated by a couple of masterpieces set by the side, showing his/her unique painting style which you find it difficult to describe by words. Deeply interested, you are in the mood for seeing more sketches, and it would be perfect to see him/her painting other things like dogs, especially your favorite ones at home.

As a fundamental topic in computer vision, image generation has been attracting enormous research efforts. However, through the years from VAEs [23], GANs [13] to diffusion models [16], generative models are becoming more and more data-hungry in order to properly model the distribution of images, as the most recent Stable Diffusions [35] have been trained on billions of text-image pairs [39]. Thus unfortunately, it is usually infeasible to directly train a generative model given only few-shot (around ten, or fewer) images of a specific target domain.

To tackle such challenging scenarios, one paradigm of solutions is *model transfer*, which first trains a model on a relevant source domain and then transfers it to the target domain by finetuning on the few-shot target dataset. Nevertheless, as Zhao et al. [56] have pointed out, the performance of model transfer methods will be significantly influenced by the relevance between source/target domains. Therefore, the applicability of these methods will be limited if we either fail to find a proper source dataset, or just do not have enough resources to train a generative model from scratch.

With the recent progress in pretrained text-to-image (T2I) models [28, 31–33, 35, 38, 52], it seems that anything can be generated simply by putting a text prompt into an off-the-shelf pretrained T2I model. However, T2I models are still far from once for all solutions to image generation. Sometimes it is difficult or even impossible to precisely describe certain styles (*e.g.* sketches by an artist) and contents (*e.g.* new concepts or personalized subjects), or what we want is simply unseen (thus unknown) to the model. Fortunately, T2I models can serve as *universal* source models to be finetuned on specific target datasets. Recent works finetuning T2I models have mostly focused on either finetuning with relatively abundant images (tens, hundreds, or more) [11], or few-shot subject-driven generation whose datasets consist of a single person or object [12, 37]. On the contrary, few-shot domain-driven generation analogous to the conventional model transfer has rarely been explored.

In this work, we analyze and perform few-shot domain-driven image generation from the view of *attributes*, as a domain is defined by common attributes shared among images (see Sec. 3). We seek to master four generation cases as illustrated in Fig. 1: **Intra-category**: The generated images contain both the domain attributes and the categorical attribute of the given target dataset, as in conventional model transfer; **Cross-category**: While containing non-categorical domain attributes, images of other categories can be generated through text control, as a feature of T2I models; **Extra attribute**: Either intra- or cross-category, we can attach additional attributes to the images; **Personalization**: We hope to combine domain-driven and subject-driven generation for better personalization. In order to achieve these goals, we propose **DomainGallery**, adopting DreamBooth-like [37] finetuning paradigm where the non-categorical domain attributes are learned and bound to an identifier word, so that the generation can be done via a normal T2I pipeline. DomainGallery features four attribute-centric finetuning techniques which respectively settle four challenges:

- (1) **Prior attribute erasure**: The prior attributes of the identifier word may possibly show up even if we have bound new domain attributes to it. Therefore, we pre-erase these prior attributes to avoid unexpected elements in images.
- (2) **Attribute disentanglement**: The domain/categorical attributes corresponding to the identifier/category word may be leaked into each other, causing missing domain attributes and/or unexpected categorical attributes when we change the category word in cross-category generation. Therefore, we explicitly encourage domain-category disentanglement to prevent such leakage.
- (3) **Attribute regularization**: The model is prone to overfitting when finetuned on few-shot datasets. Therefore, we regularize the finetuning process (with a strategy to construct paired source/target latent codes and a regularization loss) to reduce overfitting caused by excessive presence of domain attributes and possible biases of dataset distributions.
- (4) **Attribute enhancement**: Sometimes the strengths of the domain attributes learned on a specific dataset category are insufficient for cross-category generation. Therefore, we adjust the intensity of the domain attributes when generating cross-category images for better fidelity.

These techniques spreading over pre-finetuning (1)(2), finetuning (2)(3) and inference (4), are tailored to few-shot domain-driven generation, aiming at solving key issues that previous works have failed to settle. Later in Sec. 5, we conduct thorough experiments on several few-shot datasets. These experiments manifest the superior and satisfying performance of DomainGallery on all of the four generation scenarios, which can serve as a state-of-the-art method of few-shot domain-driven image generation.

2 Related Work

Model Transfer Model Transfer (of conventional noise-to-image models instead of T2I ones) is a mainstream paradigm of solutions to few-shot image generation. Methods following this paradigm transfer models trained on related source datasets to target domains by finetuning on few-shot target datasets. Model transfer has been thoroughly explored using GANs [10, 18, 25–27, 29, 30, 34, 43, 46, 47, 50, 51, 55–58, 61], with a few base on diffusion models [20, 59]. Since T2I models came to light, people have been freed from choosing proper source datasets/models, and attention has been turned to finetuning T2I models as generic source models.

Subject-driven Image Generation As one of the most frequently explored finetuning scenarios, subject-driven generation has attracted much research effort [2, 5, 7, 17, 24, 44, 48, 54] since the pioneering works Textual Inversion [12] and DreamBooth [37]. Actually, subject-driven generation can be categorized as a special case of domain-driven generation, where the domain is defined by a particular person or object. To preserve the subject identity, fidelity is highly preferred to diversity, as diversity is scarcely evaluated quantitatively by these works. On the contrary, in general domain-driven generation the domains are usually not confined to a specific subject. Therefore diversity is as important as fidelity, and we will evaluate both just as model transfer works do.

Few-shot Domain-driven Image Generation We follow previous works to name our goal as few-shot domain-driven image generation. Analogous to *subject-driven*, the term *domain-driven* implies finetuning from T2I models, which enables us to take advantage of the multi-modal capability of these models to achieve a variety of generation scenarios (see Fig. 1(c–f)). To the best of our knowledge, there is only one previous work focusing on this topic, namely DomainStudio [60]. It finetunes a Stable Diffusion model towards the target domain by learning an identifier similar to DreamBooth [37], yet equipped with additional losses to enhance diversity and high-frequency details. In Sec. 4, we will analyze some crucial issues in domain-driven generation that previous works have failed to settle, and accordingly propose attribute-centric solutions to these problems.

Other Similar Tasks There are some other works focusing on resembling tasks. For instance, Everaert et al. [11] have focused on finetuning under limited data (tens to hundreds) with per-image text prompts. Such requirement of image quantity and prompts has limited its applicability. Another similar topic is T2I style transfer [4, 6, 11, 40], which usually extracts style information from a single style image and controls the content via text. A key issue shared by these works is how to clearly defining the boundary between style and content from a single image. Instead, domains can be naturally delimited as the common attributes shared among multiple images, which also enables us to learn a domain of certain contents, rather than styles.

3 Preliminary

Domain Formally, a *domain* \mathcal{D} can be defined as a sample space \mathcal{X} and a data distribution P_{data} on \mathcal{X} [1]. However, this definition is excessively general as any group of arbitrary images can form a domain. In this work, we would like to provide a rather intuitive definition from the viewpoint of common attributes. We regard an image X to be composed of a set of attributes $\{a_i\}_{i=1}^N$, where each a_i can be either abstract like a certain style, or concrete like a specific category or certain content. Then, an image domain \mathcal{D} can be defined as the common attributes shared by all the images of this domain: $a_{\mathcal{D}} = \bigcap_{X \in \mathcal{D}} X$. According to such definition, an image belongs to this domain if and only if it contains all the common attributes: $X \in \mathcal{D} \iff a_{\mathcal{D}} \subseteq X$. Take the few-shot sketches of faces in Fig. 1(a) as an example, $a_{\mathcal{D}}$ includes shared categorical attribute of human faces and the attributes of this specific painting style, while the content attributes indicating individuals are not shared. Therefore, any facial sketch of any person in such style belongs to this domain.

Since in real-world scenarios, images in few-shot datasets usually share a common category (*e.g.* face in Fig. 1(a)), it is natural that categorical attribute should be one of the domain attributes. However, to extend domain-driven generation to cross-category scenarios as in Fig. 1(d), in this work we exclude the categorical attribute from $a_{\mathcal{D}}$ so that the domain attributes refer to non-categorical attributes only. For instance, the domain in Fig. 1 will be referred to as sketches (of anything) in this certain style.

Diffusion Model Diffusion model [8, 16, 42] is a recent genre of generative models. It aims at reversing a diffusion process by recurrently predicting the noises based on noisy data and denoising them accordingly till proper images are rendered. For practical usage in high-resolution and conditional cases, Latent Diffusion Model (LDM) [35] is often adopted which moves the diffusion process to latent spaces with pretrained VAEs [23]. LDM is commonly trained using a simplified objective as

$$L_{\text{LDM}} = \mathbb{E}_{l,c,\epsilon \sim \mathcal{N}(0,I),t} [\|\epsilon - \epsilon_{\theta}(l_t, t, \tau_{\theta}(c))\|_2^2], \quad (1)$$

where l , c , ϵ and t are respectively latent codes, conditions, ground-truth noises and time steps. The module τ_{θ} is the encoder of the condition and ϵ_{θ} is the noise-predicting network which is usually a UNet [36]. As special instances of LDM, Stable Diffusion (SD) series are pretrained on large-scale text-image datasets such as LAION-5B [39]. They serve as state-of-the-art T2I models that are widely used as base models in many tasks, including our DomainGallery as well.

DreamBooth As a pioneering work in subject-driven image generation, DreamBooth [37] binds the information of the subject to an identifier [V], which is a rarely used word such as *skis*, together with a corresponding category word [N], such as *dog*. Then images of the target subject can be generated by using prompts like “*a [V] [N]*”. For domain-driven image generation, we inherit such design to bind (non-categorical) domain attributes to [V], so that by changing category words or adding extra attributes via text, DomainGallery is capable of generating various images within the given domain.

Low-Rank Adaptation Low-Rank Adaptation (LoRA) [19] is a popular finetuning method frequently used on SD models. Instead of finetuning the parameters $\mathbf{W} \in \mathbb{R}^{d_{\text{in}} \times d_{\text{out}}}$, LoRA finetunes rank decomposition matrices $\mathbf{A} \in \mathbb{R}^{d_{\text{in}} \times r}$ and $\mathbf{B} \in \mathbb{R}^{r \times d_{\text{out}}}$ as in $\tilde{\mathbf{W}} = \mathbf{W} + \mathbf{A} \cdot \mathbf{B}$, where r is very small and \mathbf{W} is fixed. Finetuned LoRA parameters can be easily shared and used with base models due to much smaller sizes. DomainGallery adopts LoRA when finetuning SD on target datasets.

4 DomainGallery

In this section, we will give a detailed description of DomainGallery. As in Fig. 2, the full pipeline has three steps: prior attribute erasure in Sec. 4.1, finetuning in Sec. 4.2, and inference in Sec. 4.4.

4.1 Prior Attribute Erasure

Following DreamBooth, we link target domain attributes to an identifier [V]. Although we expect to select a rarely used word without obvious meaning, this word may have still been bound to certain prior attributes. For instance, the commonly used *skis* is actually the abbreviation of a rifle [49], thus images generated with [V] in prompts will contain military elements, like the helmet in Fig. 2(a). In subject-driven generation such prior attributes are not problems, since the text condition “*a [V] [N]*”, as a whole, will gradually overfit to the given subject dataset and override these prior attributes. Also, [V] will never be paired with another category (*e.g.* “*a [V] cat*” when the subject is a dog), while in domain-driven generation we expect [V] to be applicable to any category. According to the results in Sec. 5.2 and Appendix B.1, if not pre-erased, these prior attributes will appear in cross-category images, which verifies that these prior attributes are merely concealed rather than eliminated, and it is necessary to erase them before usage.

Since the prior attributes are bound to the identifier in a data-driven manner when T2I models are pretrained, it is difficult to theoretically specify which attributes have been linked to [V]. Therefore, we propose an empirical solution to prior attribute erasure. Based on a noisy source latent l_{src} that has been added noise ϵ in the forward process, DomainGallery predicts the added noises ϵ_{src} and $\epsilon_{\text{s} \rightarrow \text{t}}$ using the same LoRA-equipped UNet respectively with source text condition $c_{\text{src}} = \text{“}a [N]\text{”}$ and target condition $c_{\text{tgt}} = \text{“}a [V] [N]\text{”}$. Then, the prior attribute erasure loss is defined as

$$L_{\text{erase}} = \text{MSE}(\epsilon_{\text{s} \rightarrow \text{t}}, \text{gs}(\epsilon_{\text{src}})), \quad \begin{cases} \epsilon_{\text{src}} = \epsilon_{\theta, \phi}(l_{\text{src}}, c_{\text{src}}) \\ \epsilon_{\text{s} \rightarrow \text{t}} = \epsilon_{\theta, \phi}(l_{\text{src}}, c_{\text{tgt}}) \end{cases}, \quad (2)$$

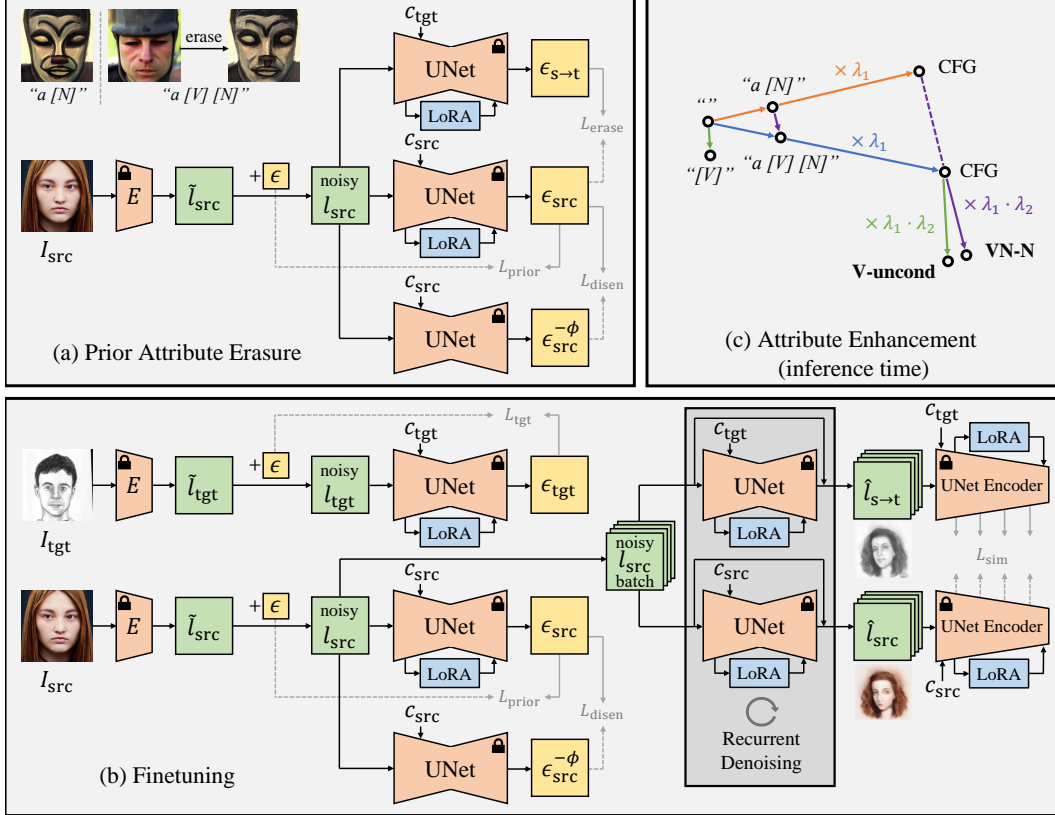


Figure 2: An overview of DomainGallery. **(a)** Before finetuning, we erase the prior attributes of the identifier [V] by matching the predicted noises when using source/target text conditions via L_{erase} . **(b)** During finetuning, besides training ordinarily on target datasets (top-left), we additionally impose domain-category attribute disentanglement loss L_{disen} (bottom-left) and transfer-based similarity consistency loss L_{sim} (right). **(c)** When generating cross-category images, we enhance the domain attributes referred by [V] in a CFG-like manner. Dashed arrows indicate gradient stopping.

where we omit time step t and text encoder τ in the UNet $\epsilon_{\theta, \phi}$ for brevity, ϕ indicates LoRA parameters and $\text{gs}(\cdot)$ is the gradient stopping operation that stops the gradient from propagating through or updating the parameters inside. By imposing L_{erase} , we hope that the model predicts the same with or without [V], hence the prior attributes in [V] will be removed.

Besides L_{erase} , the prior preservation loss L_{prior} of DreamBooth is also applied which trains on source images I_{src} generated by the base model of SD itself as training a diffusion model ordinarily via Eq. (1). Also, disentanglement loss L_{disen} is also included, which will be detailed in Sec. 4.2. After erasure, the learned LoRA parameters ϕ will be used to initialize LoRA in the finetuning period.

4.2 Finetuning

With prior attributes of [V] erased, DomainGallery then learns to bind the target domain attributes to [V]. In addition to a standard finetuning on target datasets by L_{tgt} via Eq. (1), with prior preservation on pre-generated source images, we propose domain-category attribute disentanglement loss L_{disen} and transfer-based similarity consistency loss L_{sim} , as depicted in Fig. 2(b).

Domain-category Attribute Disentanglement Since few-shot datasets usually share a common category (e.g. face in Fig. 1(a)), when finetuning on such datasets, the (non-categorical) domain attributes in [V] will always show up together with the categorical attribute in [N], both in target images I_{tgt} and target prompts c_{tgt} . As a result, it is possible that certain domain attributes may leak into [N], and/or conversely the categorical attribute may leak into [V]. Although it is not a

problem either for subject-driven generation since [V] and [N] will always be paired when generating images, such entanglement between [V] and [N] will harm cross-category scenarios of domain-driven generation. As experimental results shown in Sec. 5.2 and Appendix B.1, if we replace [N] with another category, sometimes domain attributes are partially lost, or elements of the original category still appear.

To tackle this issue, we try to enhance the disentanglement between [V] and [N], so that all the domain attributes will only be learned into [V] without leaking into [N], and categorical attributes in [N] will not be lost. In other words, attributes of [N] after finetuning should not be different from those before. As we use LoRA, the base model before finetuning is ready to use by simply disabling LoRA parameters ϕ temporarily since the UNet is fixed. Based on noisy source latent l_{src} and source text condition c_{src} , the domain-category attribute disentanglement loss can be formulated as

$$L_{\text{disen}} = \text{MSE}(\epsilon_{\text{src}}, \text{gs}(\epsilon_{\text{src}}^{-\phi})), \quad \begin{cases} \epsilon_{\text{src}} = \epsilon_{\theta, \phi}(l_{\text{src}}, c_{\text{src}}) \\ \epsilon_{\text{src}}^{-\phi} = \epsilon_{\theta}(l_{\text{src}}, c_{\text{src}}) \end{cases}, \quad (3)$$

where ϵ_{θ} without ϕ is the base UNet whose LoRA parameters are detached.

Attribute Regularization Adding regularization is a common practice of model transfer methods [30, 51, 57] to prevent overfitting, where features from **paired** source/target images generated from the same noise are usually required. However, according to the training objective of SD in Eq. (1), no fully denoised latent (*i.e.* at time step 0) will be generated, let alone paired source/target latents. DomainStudio [60] has proposed a regularization, which applies a similarity consistency loss [30] on batches of source/target images $\hat{I}_{\text{src}}/\hat{I}_{\text{tgt}}$ decoded from denoised latents $\hat{l}_{\text{src}}/\hat{l}_{\text{tgt}}$ after a single-step denoising from noisy latents $l_{\text{src}}/l_{\text{tgt}}$. However, there are four drawbacks in this design: **(1)** single-step denoising usually does not lead to meaningful latents/images unless the timestep is small; **(2)** decoding latents into images induces significant overhead of computation and storage; **(3)** computing cosine similarity between pixel-level images is less reasonable; **(4)** $\hat{I}_{\text{src}}/\hat{I}_{\text{tgt}}$ are unpaired as they derive from unpaired input source/target images $I_{\text{src}}/I_{\text{tgt}}$, which do not fit the similarity consistency loss requiring paired images/features. In our DomainGallery, we propose a strategy of constructing paired source/target latents, followed by a new regularization term named transfer-based similarity consistency loss, which overcomes the aforementioned drawbacks.

First we try to settle **(1)** and **(4)** by constructing denoised, meaningful and paired latent codes. As in the right part of Fig. 2(b), given a batch of l_{src} at time step t , we conduct an n -step recurrent denoising following the accelerated denoising process of DDIM [42] and a linearly decreasing time step schedule from t to 0. We intuitively set $n = 5$ to balance denoising quality and speed. We do recurrent denoising for twice, respectively with source/target text $c_{\text{src}}/c_{\text{tgt}}$, and obtain $\hat{l}_{\text{src}}/\hat{l}_{\text{s}\rightarrow\text{t}}$. If we decode them into images $\hat{I}_{\text{src}}/\hat{I}_{\text{s}\rightarrow\text{t}}$, we will find that $\hat{I}_{\text{s}\rightarrow\text{t}}$ simultaneously have partial target domain attributes after conditioned on c_{tgt} , and share certain similarity with \hat{I}_{src} since they derive from the same l_{src} . Hence $\hat{l}_{\text{src}}/\hat{l}_{\text{s}\rightarrow\text{t}}$ are paired. Next, **without actually decoding them into images**, we reuse the encoder of UNet as a pretrained feature extractor to directly extract multi-layer features from \hat{l}_{src} and $\hat{l}_{\text{s}\rightarrow\text{t}}$, and compute the similarity consistency loss as

$$\begin{aligned} L_{\text{sim}} &= \frac{1}{N \cdot B} \sum_{k=1}^N \sum_{i=1}^B D_{\text{KL}} \left(p_{\text{s}\rightarrow\text{t}}^{i,k} \parallel \text{gs}(p_{\text{src}}^{i,k}) \right), \\ p_{\text{s}\rightarrow\text{t}}^{i,k} &= \text{Softmax} \left(\{ \text{CosSim}(f^k(\hat{l}_{\text{s}\rightarrow\text{t}}^i, c_{\text{tgt}}), f^k(\hat{l}_{\text{s}\rightarrow\text{t}}^j, c_{\text{tgt}})) \}_{\forall j \neq i} \right), \\ p_{\text{src}}^{i,k} &= \text{Softmax} \left(\{ \text{CosSim}(f^k(\hat{l}_{\text{src}}^i, c_{\text{src}}), f^k(\hat{l}_{\text{src}}^j, c_{\text{src}})) \}_{\forall j \neq i} \right), \end{aligned} \quad (4)$$

where f^k represents features extracted by the UNet encoder at its k -th layer (of N layers). From the viewpoint of the i -th latent (of B latents in the batch), first its cosine similarities with other latents are computed, followed by a softmax operation transforming them into a probabilistic distribution p^i . Then, Kullback-Leibler Divergence will be computed between two distributions respectively from \hat{l}_{src}^i and $\hat{l}_{\text{s}\rightarrow\text{t}}^i$, and will be averaged among all i and layers k . In conclusion, L_{sim} helps to prevent overfitting by matching the similarity distributions among a batch of paired $\hat{l}_{\text{src}}/\hat{l}_{\text{s}\rightarrow\text{t}}$. By operating on the features directly extracted from latents rather than on images, our L_{sim} settles **(2)** and **(3)** as well.

4.3 Objective

The objective functions of prior attribute erasure and finetuning are respectively

$$\begin{aligned} L_{\text{erasure}} &= L_{\text{prior}} + \lambda_{\text{disen}} \cdot L_{\text{disen}} + \lambda_{\text{erase}} \cdot L_{\text{erase}}, \\ L_{\text{finetune}} &= L_{\text{tgt}} + \lambda_{\text{prior}} \cdot L_{\text{prior}} + \lambda_{\text{disen}} \cdot L_{\text{disen}} + \lambda_{\text{sim}} \cdot L_{\text{sim}}, \end{aligned} \tag{5}$$

where $\lambda_{\text{prior}} = 1.0$, $\lambda_{\text{disen}} = 10.0$, $\lambda_{\text{erase}} = 10.0$, $\lambda_{\text{sim}} = 1.0$ generally renders good results. Note that as we utilize LoRA in DomainGallery, only the additional parameters ϕ of LoRA will be updated.

4.4 Inference

In preliminary cross-category experiments, the domain attributes are not sufficiently manifested sometimes. A possible reason is that L_{sim} has limited the strengths of these attributes to the minimal, just enough to transfer images of the original category, while for cross-category scenarios these attributes may need enhancing. As shown in Fig. 2(c), we propose an inference-time attribute enhancement based on classifier-free guidance (CFG)[15]. Specifically, after applying CFG with default weight $\lambda_1 = 7.5$, we additionally increase the strength of [V] by either of

$$\begin{aligned} \text{VN-N: } \epsilon &= \epsilon(\text{""}) + \lambda_1(\epsilon(\text{"a [V] [N]"}) - \epsilon(\text{""})) + \lambda_1 \cdot \lambda_2(\epsilon(\text{"a [V] [N]"}) - \epsilon(\text{"a [N]"})); \\ \text{V-uncond: } \epsilon &= \epsilon(\text{""}) + \lambda_1(\epsilon(\text{"a [V] [N]"}) - \epsilon(\text{""})) + \lambda_1 \cdot \lambda_2(\epsilon(\text{"[V]"}) - \epsilon(\text{""})). \end{aligned} \tag{6}$$

Between the two enhancing modes above, we empirically find that V-uncond generally outperforms its counterpart (see Appendix B.1). We will by default apply V-uncond with $\lambda_2 = 1.0$ during cross-category generation.

4.5 Personalization

For personalization scenarios, we straightforwardly combine our DomainGallery with DreamBooth in a single stage. Specifically, during the finetuning process in Sec. 4.2, the model is additionally finetuned on target subject images and source images of subject category via Eq. (1). In such cases, the objective of finetuning in Eq. (5) will be rewritten as

$$L_{\text{person}} = L_{\text{finetune}} + \lambda_{\text{subject}} \cdot (L_{\text{tgt}}^{\text{subject}} + \lambda_{\text{prior}} \cdot L_{\text{prior}}^{\text{subject}}), \tag{7}$$

where λ_{subject} is empirically set to 1.0. While we suppose that there may be a more delicate way to equip DomainGallery with subject-driven methods, we would like to leave it for future works.

5 Experiment

5.1 Experimental Setting

Baseline Our baseline list includes DreamBooth [37], as the basis of our method; a LoRA [19] version of DreamBooth, since we utilize LoRA in DomainGallery; and finally DomainStudio [60], as the only previous work in few-shot domain-driven image generation.

Dataset We test our method on five widely used 10-shot datasets, including CUFS sketches [45] ([N]: *face*), FFHQ sunglasses [21] ([N]: *face*), Van Gogh houses [30] ([N]: *house*), watercolor dogs [41] ([N]: *dog*) and wrecked cars [30] ([N]: *car*). Note that though sunglasses and wrecked cars may also be generated by directly mentioning their content attributes in text prompts, we still try on these datasets to prove that DomainGallery can also learn content attributes. Experiments are conducted on resolution 512×512 except for DomainStudio which is only capable of 256×256 even on a 40GB VRAM GPU.

Metric We provide quantitative results for intra-category generation since we have dataset images as ground truth. For datasets with full sets (CUFS sketches and FFHQ sunglasses), we compute FID [14] between 1,000 samples with the full sets. For the others, we replace FID with KID [3] ($\times 10^3$) which better fits few-shot scenarios [9, 10, 22, 56, 58]. Intra-clustered LPIPS [30, 53] of 1,000 samples with the few-shot training sets is also reported as a standalone diversity metric.

Detail For other details of the experiments and DomainGallery, please refer to Appendix A.

Table 1: Quantitative results of the intra-category scenarios on CUFS **sketches**, FFHQ **sunglasses**, Van Gogh **houses**, watercolor **dogs** and wrecked **cars**. The underlined results of DreamBooth have severe overfitting issues hence achieve good KID scores, see qualitative results in Fig. 10.

Method	sketches		sunglasses		houses		dogs		cars	
	FID↓	I-LPIPS↑	FID↓	I-LPIPS↑	KID↓	I-LPIPS↑	KID↓	I-LPIPS↑	KID↓	I-LPIPS↑
DreamBooth [37]	70.41	0.4609	44.90	0.6451	48.43	0.6882	<u>32.60</u>	0.4005	<u>8.81</u>	0.5661
DreamBooth+LoRA	52.80	0.4636	41.22	0.6452	44.51	0.6744	<u>68.80</u>	0.4992	26.68	0.6063
DomainStudio [60]	51.73	0.4184	66.66	0.6089	41.06	0.6367	71.33	0.4059	32.31	0.5577
DomainGallery	44.86	0.5060	43.10	0.6924	32.20	0.7255	61.95	0.5216	23.63	0.6336



Figure 3: The 10-shot CUFS sketches dataset (left) and the intra-category samples generated by the baselines and DomainGallery with prompt “a [V] face” (right).

5.2 Experimental Result

Intra-category As the most basic scenario, we generate target images of the original categories. According to Tab. 1, DomainGallery generally outperforms the baselines w.r.t. both fidelity and diversity. These scores also match the qualitative results on CUFS sketches in Fig. 3, where DomainGallery can precisely capture the painting style of the target domain. Also, due to the effectiveness of our transfer-based similarity consistency loss L_{sim} , the diversity of DomainGallery surpasses the baselines by large margins, while achieving competitive or even better fidelity. Refer to Fig. 10 in Appendix B.2 for qualitative results on the other datasets.

Cross-category We illustrate qualitative results of cross-category generation on Van Gogh houses and watercolor dogs in Fig. 4. Since no previous method has pre-erased the prior attributes of [V] (*sks*) before usage, prior attributes of military elements can be observed in the samples generated by all the baselines. Besides, as none of the baselines explicitly imposes disentanglement between [V] and [N], attribute leakage can be observed on both datasets. Some images of DomainStudio still contain houses even if we change [N], manifesting leaked categorical attribute in [V]. On the other hand, many cross-category images of the baselines do not properly depict target domain attributes while their intra-category images do in Appendix B.2. Such phenomenon verifies that domain attributes have been partially leaked into [N] and will disappear if we change it. By adopting prior attribute erasure and enhancing domain-category attribute disentanglement, our DomainGallery avoids these issues and performs well. Samples on the other datasets are shown in Fig. 11 in Appendix B.2.

Extra Attribute In Fig. 5 and Fig. 1(e), we show some images generated by DomainGallery on CUFS sketches with extra attributes added to either intra- or cross-category scenarios. We may infer from these results that though we only provide simple prompt (*i.e.* “a [V] [N]”) rather than detailed description for each image of the target dataset, training DomainGallery does not destruct the original text-image structures of SD. The images are still under full control through text prompts, including facial expressions, additional contents (*e.g.* accessories), sub-category (*e.g.* a breed of animals), background, and specific instances (*e.g.* celebrities or brands).

Besides, the bottom row of Fig. 5 illustrates some samples where the extra attributes (*blue*) provided in the text prompt are in conflict with the domain attributes (*colorless*). In such case, DomainGallery is capable of generating images with partially fused attributes. While the images are generally in




Figure 4: The 10-shot datasets (left) and the cross-category samples generated by the baselines and DomainGallery (right), on Van Gogh houses (top) and watercolor dogs (bottom).



Figure 5: Intra-category (top row) and cross-category (middle row) samples with extra attributes given by texts generated by DomainGallery, on CUFS sketches. The bottom row additionally show the case where the text contains conflicting attributes.

grayscale, some blue feathers still appear. These results verify the generalization ability of our method and suggest that it may be open to other generation scenarios such as local editing and style blending.

Personalization In the last scenario, DomainGallery is combined with DreamBooth to learn a target domain and a target subject simultaneously, as described in Sec. 4.5. Results in Fig. 6 manifest that such combination is feasible for both intra-category (the target dataset and subject share the same category, *e.g.* watercolor dogs and the subject of specific dog) and cross-category (otherwise) pairs of datasets. Together with the results of the previous scenario with extra attributes, the satisfying performance of DomainGallery shows its potentials to be applied to parallel or downstream tasks.

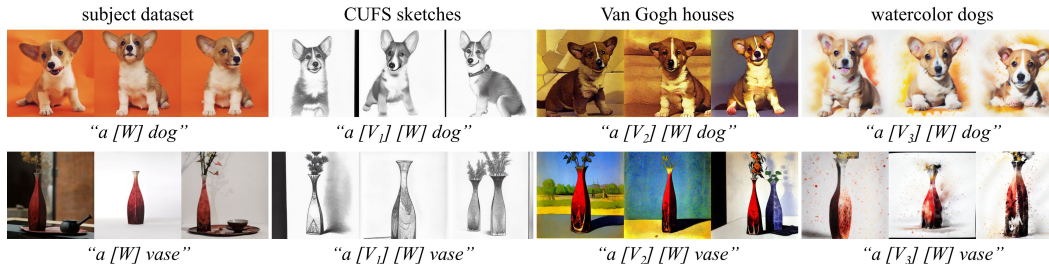


Figure 6: Few-shot subject datasets (left, partially shown) and the personalized samples generated by DomainGallery on CUFS sketches, Van Gogh houses and watercolor dogs.

Ablation Study To prove that the proposed attribute-centric techniques can indeed effectively improve the performance of DomainGallery in various generation scenarios, we conduct extensive ablation studies focusing on these techniques and leave them in Appendix B.1 due to page limit.

6 Conclusion

In this work, we focus on few-shot domain-driven image generation by analyzing several key issues that previous works have failed to settle, and accordingly proposing a new method named DomainGallery. DomainGallery features four attribute-centric finetuning techniques that aim at solving these issues, namely prior attribute erasure, attribute disentanglement, attribute regularization and attribute enhancement. With these designs tailored to domain-driven generation, our DomainGallery achieves convincing performance on both intra-category and cross-category generation scenarios, while supporting extra attributes added by text prompts. Additionally, DomainGallery can be aggregated with subject-driven generation as well, which further extends its applicability. In Appendix C, we will discuss possible limitations and potential future works of DomainGallery.

Acknowledgements

The work was supported by the National Science Foundation of China (62076162, 62471287, 62302295), and the Shanghai Municipal Science and Technology Major Project, China (2021SHZDZX0102). This work was also supported by Ant Group.

References

- [1] Milad Abdollahzadeh, Toubia Malekzadeh, Christopher T. H. Teo, Keshigeyan Chandrasegaran, Guimeng Liu, and Ngai-Man Cheung. A survey on generative modeling with limited data, few shots, and zero shot. *arXiv preprint arXiv:2307.14397*, 2023.
- [2] Omri Avrahami, Kfir Aberman, Ohad Fried, Daniel Cohen-Or, and Dani Lischinski. Break-a-scene: Extracting multiple concepts from a single image. In *SIGGRAPH Asia*, 2023.
- [3] Mikołaj Bińkowski, Danica J. Sutherland, Michael Arbel, and Arthur Gretton. Demystifying mmd gans. In *ICLR*, 2021.
- [4] Dar-Yen Chen, Hamish Tennent, and Ching-Wen Hsu. Artadapter: Text-to-image style transfer using multi-level style encoder and explicit adaptation. In *CVPR*, 2024.
- [5] Hong Chen, Yipeng Zhang, Simin Wu, Xin Wang, Xuguang Duan, Yuwei Zhou, and Wenwu Zhu. Disenbooth: Identity-preserving disentangled tuning for subject-driven text-to-image generation. In *ICLR*, 2023.
- [6] Jingwen Chen, Yingwei Pan, Ting Yao, and Tao Mei. Controlstyle: Text-driven stylized image generation using diffusion priors. In *ACM MM*, 2023.
- [7] Wenhu Chen, Hexiang Hu, Yandong Li, Nataniel Ruiz, Xuhui Jia, Ming-Wei Chang, and William W. Cohen. Subject-driven text-to-image generation via apprenticeship learning. In *NeurIPS*, 2023.
- [8] Prafulla Dhariwal and Alex Nichol. Diffusion models beat gans on image synthesis. In *NeurIPS*, 2021.

- [9] Yuxuan Duan, Yan Hong, Li Niu, and Liqing Zhang. Few-shot defect image generation via defect-aware feature manipulation. In *AAAI*, 2023.
- [10] Yuxuan Duan, Li Niu, Yan Hong, and Liqing Zhang. Weditgan: Few-shot image generation via latent space relocation. In *AAAI*, 2024.
- [11] Martin Nicolas Everaert, Marco Bocchio, Sami Arpa, Sabine Süsstrunk, and Radhakrishna Achanta. Diffusion in style. In *ICCV*, 2023.
- [12] Rinon Gal, Yuval Alaluf, Yuval Atzmon, Or Patashnik, Amit H. Bermano, Gal Chechik, and Daniel Cohen-Or. An image is worth one word: Personalizing text-to-image generation using textual inversion. In *ICLR*, 2023.
- [13] Ian Goodfellow, Jean Pouget-Abadie, Mehdi Mirza, Bing Xu, David Warde-Farley, Sherjil Ozair, Aaron Courville, and Yoshua Bengio. Generative adversarial nets. In *NeurIPS*, 2014.
- [14] Martin Heusel, Hubert Ramsauer, Thomas Unterthiner, Bernhard Nessler, and Sepp Hochreiter. Gans trained by a two time-scale update rule converge to a local nash equilibrium. In *NeurIPS*, 2017.
- [15] Jonathan Ho and Tim Salimans. Classifier-free diffusion guidance. In *NeurIPS Workshop*, 2021.
- [16] Jonathan Ho, Ajay Jain, and Pieter Abbeel. Denoising diffusion probabilistic models. In *NeurIPS*, 2020.
- [17] Yan Hong, Yuxuan Duan, Bo Zhang, Haoxing Chen, Jun Lan, Huijia Zhu, Weiqiang Wang, and Jianfu Zhang. Comfuser: Enhancing personalized generation by instance-scene compositing and fusion. In *ECCV*, 2024.
- [18] Xingzhong Hou, Boxiao Liu, Shuai Zhang, Lulin Shi, Zite Jiang, and Haihang You. Dynamic weighted semantic correspondence for few-shot image generative adaptation. In *ACM MM*, 2022.
- [19] Edward J Hu, Yelong Shen, Phillip Wallis, Zeyuan Allen-Zhu, Yuanzhi Li, Shean Wang, Lu Wang, and Weizhu Chen. Lora: Low-rank adaptation of large language models. In *ICLR*, 2022.
- [20] Teng Hu, Jiangning Zhang, Liang Liu, Ran Yi, Siqi Kou, Haokun Zhu, Xu Chen, Yabiao Wang, Chengjie Wang, and Lizhuang Ma. Phasic content fusing diffusion model with directional distribution consistency for few-shot model adaption. In *ICCV*, 2023.
- [21] Tero Karras, Samuli Laine, and Timo Aila. A style-based generator architecture for generative adversarial networks. In *CVPR*, 2019.
- [22] Tero Karras, Miika Aittala, Janne Hellsten, Samuli Laine, Jaakko Lehtinen, and Timo Aila. Training generative adversarial networks with limited data. In *NeurIPS*, 2020.
- [23] Diederik P Kingma and Max Welling. Auto-encoding variational bayes. *arXiv preprint arXiv:1312.6114*, 2022.
- [24] Nupur Kumari, Bingliang Zhang, Richard Zhang, Eli Shechtman, and Jun-Yan Zhu. Multi-concept customization of text-to-image diffusion. In *CVPR*, 2023.
- [25] Yijun Li, Richard Zhang, Jingwan Cynthia Lu, and Eli Shechtman. Few-shot image generation with elastic weight consolidation. In *NeurIPS*, 2020.
- [26] Sangwoo Mo, Minsu Cho, and Jinwoo Shin. Freeze the discriminator: a simple baseline for fine-tuning gans. In *CVPR Workshop*, 2020.
- [27] Jongbo Moon, Hyunjun Kim, and Jae-Pil Heo. Progressive few-shot adaptation of generative model with align-free spatial correlation. In *AAAI*, 2023.
- [28] Alex Nichol, Prafulla Dhariwal, Aditya Ramesh, Pranav Shyam, Pamela Mishkin, Bob McGrew, Ilya Sutskever, and Mark Chen. Glide: Towards photorealistic image generation and editing with text-guided diffusion models. In *ICML*, 2022.
- [29] Atsuhiko Noguchi and Tatsuya Harada. Image generation from small datasets via batch statistics adaptation. In *ICCV*, 2019.
- [30] Utkarsh Ojha, Yijun Li, Jingwan Lu, Alexei A. Efros, Yong Jae Lee, Eli Shechtman, and Richard Zhang. Few-shot image generation via cross-domain correspondence. In *CVPR*, 2021.

- [31] Dustin Podell, Zion English, Kyle Lacey, Andreas Blattmann, Tim Dockhorn, Jonas Müller, Joe Penna, and Robin Rombach. Sdxl: Improving latent diffusion models for high-resolution image synthesis. In *ICLR*, 2024.
- [32] Aditya Ramesh, Mikhail Pavlov, Gabriel Goh, Scott Gray, Chelsea Voss, Alec Radford, Mark Chen, and Ilya Sutskever. Zero-shot text-to-image generation. In *ICML*, 2021.
- [33] Aditya Ramesh, Prafulla Dhariwal, Alex Nichol, Casey Chu, and Mark Chen. Hierarchical text-conditional image generation with clip latents. *arXiv preprint arXiv:2204.06125*, 2022.
- [34] Esther Robb, Wen-Sheng Chu, Abhishek Kumar, and Jia-Bin Huang. Few-shot adaptation of generative adversarial networks. *arXiv preprint arXiv:2010.11943*, 2020.
- [35] Robin Rombach, Andreas Blattmann, Dominik Lorenz, Patrick Esser, and Björn Ommer. High-resolution image synthesis with latent diffusion models. In *CVPR*, 2022.
- [36] Olaf Ronneberger, Philipp Fischer, and Thomas Brox. U-net: Convolutional networks for biomedical image segmentation. In *MICCAI*, 2015.
- [37] Nataniel Ruiz, Yuanzhen Li, Varun Jampani, Yael Pritch, Michael Rubinstein, and Kfir Aberman. Dream-booth: Fine tuning text-to-image diffusion models for subject-driven generation. In *CVPR*, 2023.
- [38] Chitwan Saharia, William Chan, Saurabh Saxena, Lala Li, Jay Whang, Emily Denton, Seyed Kamyar Seyed Ghasemipour, Burcu Karagol Ayan, S. Sara Mahdavi, Rapha Gontijo Lopes, Tim Salimans, Jonathan Ho, David J Fleet, and Mohammad Norouzi. Photorealistic text-to-image diffusion models with deep language understanding. In *NeurIPS*, 2022.
- [39] Christoph Schuhmann, Romain Beaumont, Richard Vencu, Cade Gordon, Ross Wightman, Mehdi Cherti, Theo Coombes, Aarush Katta, Clayton Mullis, Mitchell Wortsman, Patrick Schramowski, Srivatsa Kundurthy, Katherine Crowson, Ludwig Schmidt, Robert Kaczmarczyk, and Jenia Jitsev. Laion-5b: An open large-scale dataset for training next generation image-text models. In *NeurIPS*, 2022.
- [40] Kihyuk Sohn, Lu Jiang, Jarred Barber, Kimin Lee, Nataniel Ruiz, Dilip Krishnan, Huiwen Chang, Yuanzhen Li, Irfan Essa, Michael Rubinstein, Yuan Hao, Glenn Entis, Irina Blok, and Daniel Castro Chin. Styledrop: Text-to-image synthesis of any style. In *NeurIPS*, 2023.
- [41] Kihyuk Sohn, Albert Shaw, Yuan Hao, Han Zhang, Luisa Polania, Huiwen Chang, Lu Jiang, and Irfan Essa. Learning disentangled prompts for compositional image synthesis. *arXiv preprint arXiv:2306.00763*, 2023.
- [42] Jiaming Song, Chenlin Meng, and Stefano Ermon. Denoising diffusion implicit models. In *ICLR*, 2021.
- [43] Vadim Sushko, Ruyi Wang, and Juergen Gall. Smoothness similarity regularization for few-shot gan adaptation. In *ICCV*, 2023.
- [44] Andrey Voynov, Qinghao Chu, Daniel Cohen-Or, and Kfir Aberman. P+: Extended textual conditioning in text-to-image generation. *arXiv preprint arXiv:2303.09522*, 2023.
- [45] Xiaogang Wang and Xiaoou Tang. Face photo-sketch synthesis and recognition. *IEEE Transactions on Pattern Analysis and Machine Intelligence*, 31(11):1955–1967, 2009.
- [46] Yaxing Wang, Chenshen Wu, Luis Herranz, Joost van de Weijer, Abel Gonzalez-Garcia, and Bogdan Raducanu. Transferring gans: generating images from limited data. In *ECCV*, 2018.
- [47] Yaxing Wang, Abel Gonzalez-Garcia, David Berga, Luis Herranz, Fahad Shahbaz Khan, and Joost van de Weijer. Minegan: Effective knowledge transfer from gans to target domains with few images. In *CVPR*, 2020.
- [48] Yuxiang Wei, Yabo Zhang, Zhilong Ji, Jinfeng Bai, Lei Zhang, and Wangmeng Zuo. Elite: Encoding visual concepts into textual embeddings for customized text-to-image generation. In *ICCV*, 2023.
- [49] Wikipedia contributors. Sks — Wikipedia, the free encyclopedia. <https://en.wikipedia.org/w/index.php?title=SKS&oldid=1223920217>, 2024. [Online; accessed 18-May-2024].
- [50] Yi Wu, Ziqiang Li, Chaoyue Wang, Heliang Zheng, Shanshan Zhao, Bin Li, and Dacheng Tao. Domain re-modulation for few-shot generative domain adaptation. In *NeurIPS*, 2023.
- [51] Jiayu Xiao, Liang Li, Chaofei Wang, Zheng-Jun Zha, and Qingming Huang. Few shot generative model adaption via relaxed spatial structural alignment. In *CVPR*, 2022.

- [52] Jiahui Yu, Yuanzhong Xu, Jing Yu Koh, Thang Luong, Gunjan Baid, Zirui Wang, Vijay Vasudevan, Alexander Ku, Yinfei Yang, Burcu Karagol Ayan, Ben Hutchinson, Wei Han, Zarana Parekh, Xin Li, Han Zhang, Jason Baldridge, and Yonghui Wu. Scaling autoregressive models for content-rich text-to-image generation. *Transactions on Machine Learning Research*, 2022.
- [53] Richard Zhang, Phillip Isola, Alexei A Efros, Eli Shechtman, and Oliver Wang. The unreasonable effectiveness of deep features as a perceptual metric. In *CVPR*, 2018.
- [54] Yuxuan Zhang, Yiren Song, Jiaming Liu, Rui Wang, Jinpeng Yu, Hao Tang, Huaxia Li, Xu Tang, Yao Hu, Han Pan, and Zhongliang Jing. Ssr-encoder: Encoding selective subject representation for subject-driven generation. In *CVPR*, 2024.
- [55] Miaoyun Zhao, Yulai Cong, and Lawrence Carin. On leveraging pretrained gans for generation with limited data. In *ICML*, 2020.
- [56] Yunqing Zhao, Keshigeyan Chandrasegaran, Milad Abdollahzadeh, and Ngai-Man Cheung. Few-shot image generation via adaptation-aware kernel modulation. In *NeurIPS*, 2022.
- [57] Yunqing Zhao, Henghui Ding, Houjing Huang, and Ngai-Man Cheung. A closer look at few-shot image generation. In *CVPR*, 2022.
- [58] Yunqing Zhao, Chao Du, Milad Abdollahzadeh, Tianyu Pang, Min Lin, Shuicheng Yan, and Ngai-Man Cheung. Exploring incompatible knowledge transfer in few-shot image generation. In *CVPR*, 2023.
- [59] Jingyuan Zhu, Huimin Ma, Jiansheng Chen, and Jian Yuan. Few-shot image generation with diffusion models. *arXiv preprint arXiv:2211.03264*, 2023.
- [60] Jingyuan Zhu, Huimin Ma, Jiansheng Chen, and Jian Yuan. Domainstudio: Fine-tuning diffusion models for domain-driven image generation using limited data. *arXiv preprint arXiv:2306.14153*, 2024.
- [61] Jingyuan Zhu, Huimin Ma, Jiansheng Chen, and Jian Yuan. High-quality and diverse few-shot image generation via masked discrimination. *IEEE Transactions on Image Processing*, 33:2950–2965, 2024.

Appendix

A Implementation Detail

Model Our DomainGallery takes Stable Diffusion (SD) [35] as its base model. For the sake of fairness, DomainGallery and all the baselines share a common base model of SD v1.4,² though DomainGallery is probably applicable to newer versions since the attribute-centric techniques proposed in this work are not based on specific structures of the current version.

During the periods of prior attribute erasure and finetuning, we apply LoRA [19] of PEFT³ to the UNet of SD, with rank $r = 4$, and on parameters of to_k , to_q , to_v , $to_out.0$, add_k_proj and add_v_proj by default. We do not finetune the text encoder τ or apply LoRA to it.

Training For prior attribute erasure, we train the model for 500 steps, with batch size 4 and learning rate 1×10^{-4} . While for finetuning, we initialize LoRA with the parameters ϕ where prior attributes of the identifier [V] are erased, and train the model for 1,000 steps, with batch size 4 and learning rate 5×10^{-5} . During both periods, gradient checkpointing and 8bit Adam⁴ are also applied to save VRAM. All the experiments running DomainGallery in this work are done on a single NVIDIA RTX 4090 GPU with 24GB VRAM.

For finetuning, we additionally apply offset noise⁵ on CUFS sketches and watercolor dogs, as their images are obviously lighter than average.

Inference When generating images during inference period, we apply DDIM [42] scheduler with 50 steps and scale of CFG [15] $\lambda_1 = 7.5$. When generating cross-category images, attribute enhancement is also applied as Sec. 4.4. Note that delicately selecting a scheduler and its parameters may render better images, however it is beyond the scope of this work.

B Additional Experiment

B.1 Ablation Study

In this section, we provide ablation studies regarding the four attribute-centric techniques (prior attribute erasure, attribute disentanglement, attribute regularization, and attribute enhancement) proposed in this work, to prove that these techniques are indeed effective to few-shot domain-driven generation.

Prior Attribute Erasure In Fig. 7(top) we ablate the process of prior attribute erasure described in Sec. 4.1, and generate some cross-category images after finetuning. Compared with the full DomainGallery in Fig. 7(bottom), military elements can be commonly observed, as these prior attributes of the identifier sks have been kept. Hence, pre-erasing the prior attributes of [V] is necessary before finetuning.

Attribute Disentanglement We remove the domain-category attribute disentanglement loss L_{disen} in Sec. 4.2 during finetuning and generate some cross-category images in Fig. 7(middle). Without L_{disen} enhancing disentanglement, the domain attributes are partially lost when we change the category word [N], as some images do not present proper styles. On the other hand, the original category has been leaked into [V], as human faces (or patterns like human faces) appear in the images sometimes, though we have changed [N]. These phenomena necessitate the enhancement of disentanglement in DomainGallery.

Attribute Regularization In Fig. 8, we illustrate the trend of FID and I-LPIPS scores on CUFS sketches when we use different weights λ_{sim} between 0.0 and 2.0 for the transfer-based similarity consistency loss L_{sim} . As the results shown, the diversity of the generated images is indeed improving

²<https://huggingface.co/CompVis/stable-diffusion-v1-4>

³<https://github.com/huggingface/peft>

⁴https://huggingface.co/docs/transformers/main/en/perf_train_gpu_one

⁵<https://www.crosslabs.org/blog/diffusion-with-offset-noise>




Figure 7: The cross-category samples generated by DomainGallery without prior attribute erasure (top), DomainGallery without attribute disentanglement (middle), and the full DomainGallery (bottom) on CUFS sketches.

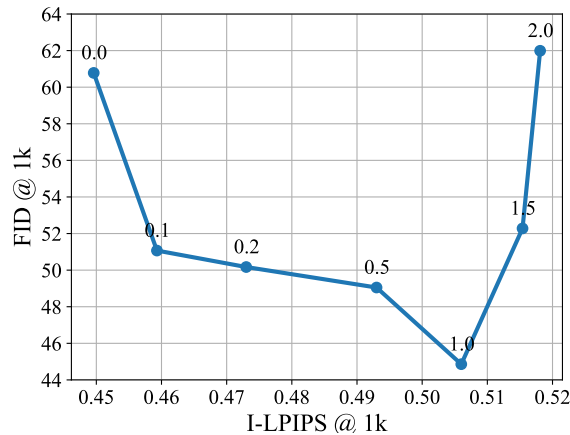


Figure 8: FID and I-LPIPS scores achieved by DomainGallery with different λ_{sim} (annotated above the corresponding data points) ranging from 0.0 to 2.0, on CUFS sketches.

as we increase λ_{sim} . Besides, since L_{sim} can prevent the model from learning unnecessary attributes induced by the bias of the few-shot datasets, it also enhances the fidelity of the generated images. However when the weight exceeds 1.0, the regularization inhibits the model from learning necessary domain attributes as the fidelity begins to deteriorate.

Attribute Enhancement As the last part of the ablation study we investigate the effects of attribute enhancement in Sec. 4.4 during inference time. First we try to apply our attribute enhancement to the three baselines (DreamBooth [37], DreamBooth + LoRA, and DomainStudio [60]). As the top three rows of Fig. 9 show, enhancing [V] alone cannot improve the fidelity of the images, unless we

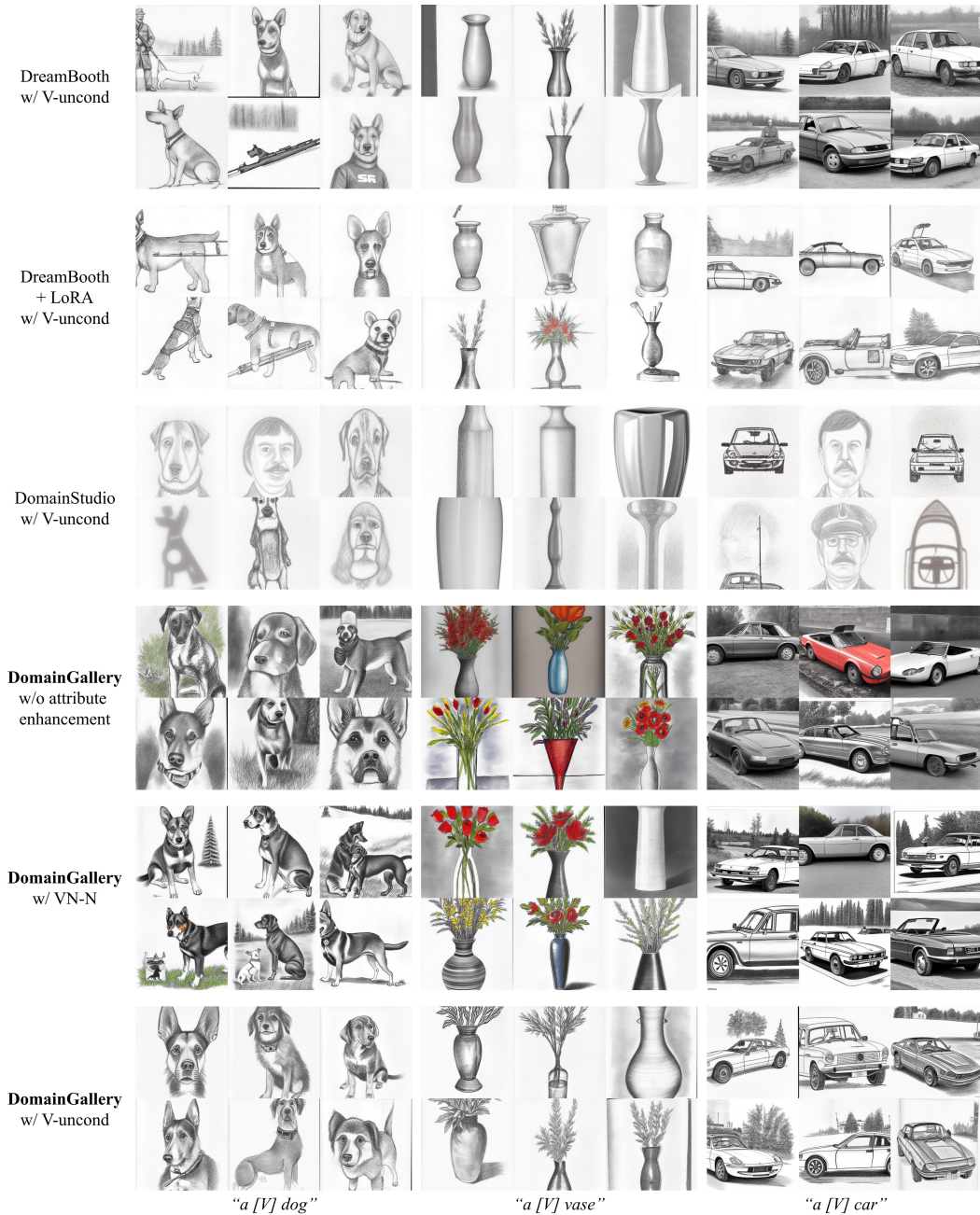


Figure 9: The cross-category samples generated by the three baselines with attribute enhancement (top three rows), by DomainGallery without attribute enhancement (fourth row), and by DomainGallery with attribute enhancement of either VN-N or V-uncond mode (last two rows) on CUFS sketches.

properly learn the target domain attributes into [V] in the first place, as our DomainGallery does (see the bottom row of Fig. 9).

Besides, as we have proposed two modes of attribute enhancement in Sec. 4.4, we would like to make a comparison between them. In the last two rows of Fig. 9 we illustrate samples generated following either mode. Although both modes can enhance the domain attributes to certain extents compared to DomainGallery without attribute enhancement in the fourth row of Fig. 9, the mode of V-uncond generally performs better than its counterpart. Therefore, we utilize V-uncond in DomainGallery by default when generating cross-category images.

B.2 Additional Result

In this section, we present additional qualitative results that are not illustrated in the main paper due to page limit.

Intra-category Besides the intra-category images on CUFS sketches shown in Fig. 3, we depict those on the other datasets in Fig. 10. Generally, our DomainGallery surpasses the baselines on all the datasets. It is also worth mentioning that in few-shot domain-driven generation, the domains are not limited to certain styles (as in CUFS sketches, Van Gogh houses and watercolor dogs). Instead, our method is also applicable to domains of certain contents (FFHQ sunglasses and wrecked cars).

Cross-category Cross-category images of the other datasets not shown in Fig. 4 of the main paper are in Fig. 11. Similar to the results in the main paper, elements of the prior attributes of [V], and attribute leakage between [V] and [N] can also be observed in these images, which necessitates prior attribute erasure and attribute disentanglement proposed in DomainGallery.

C Limitation and Future Work

In this work, we propose DomainGallery, a new method for few-shot domain-driven image generation. Although the experiments in Sec. 5 and Appendix B have validated the capability of DomainGallery, there are still some limitations w.r.t. the availability of our method which indicate directions for future works, as discussed below.

- Our method may not be able to handle the cases where the datasets consist images of different categories (*e.g.* a set of paintings of various objects by a certain artist), since DomainGallery follows DreamBooth that finetunes on a single category word [N]. However, with minor modification to the DreamBooth-like finetuning pipeline, DomainGallery may be capable of such cases by using per-image category words.
- Although we assume that domains should be defined based on obvious common attributes, sometimes there are composite domains that include several sub-domains (*e.g.* portraits painted by several artists of the Renaissance). In such cases the common attributes among all the images may be subtle and hard to tell. Therefore, for few-shot domain-driven methods (not limited to DomainGallery), domains with clear common attributes are preferred.
- Currently the performance of DomainGallery on domains of contents (*e.g.* FFHQ sunglasses) is still in need of further improvement, as we admit that the cross-category images on FFHQ sunglasses shown in Fig. 11 have undergone some cherry-picking. We suppose that it is much more difficult to finetune models on few-shot datasets of certain local contents than global styles (*e.g.* CUFS sketches), since semantic relations between the contents and the backgrounds (*e.g.* where to put sunglasses on faces, or even on faces of animals) can only be well learned through rather adequate data. Therefore, how to make few-shot domain-driven methods master on content domains is another direction for future works.

D Broader Impact

As a new method for few-shot domain-driven image generation, DomainGallery can be used either in creative AI applications, or generating image data as a non-traditional data augmentation for various downstream tasks. Furthermore, as image generation is a fundamental task in computer vision, the idea of DomainGallery may also be applied to researches in other topics.

However, similar to all the methods of image generation (including but not limited to few-shot domain-driven image generation), our method may induce possible societal harms, including fake image generation for misuse and copyright violation, depending on the specific applications. Therefore, we hereby request proper usage of DomainGallery.




Figure 10: The 10-shot datasets (left) and the intra-category samples generated by the baselines and DomainGallery (right), respectively on FFHQ sunglasses (“a [V] face”), Van Gogh houses (“a [V] house”), watercolor dogs (“a [V] dog”) and wrecked cars (“a [V] car”) (from top to bottom).



Figure 11: The 10-shot datasets (left) and the cross-category samples generated by the baselines and DomainGallery (right), on CUFS sketches (top), FFHQ sunglasses (middle) and wrecked cars (bottom).

NeurIPS Paper Checklist

1. Claims

Question: Do the main claims made in the abstract and introduction accurately reflect the paper's contributions and scope?

Answer: [Yes]

Justification: See the experiments in Sec. 5 and Appendix B.

Guidelines:

- The answer NA means that the abstract and introduction do not include the claims made in the paper.
- The abstract and/or introduction should clearly state the claims made, including the contributions made in the paper and important assumptions and limitations. A No or NA answer to this question will not be perceived well by the reviewers.
- The claims made should match theoretical and experimental results, and reflect how much the results can be expected to generalize to other settings.
- It is fine to include aspirational goals as motivation as long as it is clear that these goals are not attained by the paper.

2. Limitations

Question: Does the paper discuss the limitations of the work performed by the authors?

Answer: [Yes]

Justification: See Appendix C.

Guidelines:

- The answer NA means that the paper has no limitation while the answer No means that the paper has limitations, but those are not discussed in the paper.
- The authors are encouraged to create a separate "Limitations" section in their paper.
- The paper should point out any strong assumptions and how robust the results are to violations of these assumptions (e.g., independence assumptions, noiseless settings, model well-specification, asymptotic approximations only holding locally). The authors should reflect on how these assumptions might be violated in practice and what the implications would be.
- The authors should reflect on the scope of the claims made, e.g., if the approach was only tested on a few datasets or with a few runs. In general, empirical results often depend on implicit assumptions, which should be articulated.
- The authors should reflect on the factors that influence the performance of the approach. For example, a facial recognition algorithm may perform poorly when image resolution is low or images are taken in low lighting. Or a speech-to-text system might not be used reliably to provide closed captions for online lectures because it fails to handle technical jargon.
- The authors should discuss the computational efficiency of the proposed algorithms and how they scale with dataset size.
- If applicable, the authors should discuss possible limitations of their approach to address problems of privacy and fairness.
- While the authors might fear that complete honesty about limitations might be used by reviewers as grounds for rejection, a worse outcome might be that reviewers discover limitations that aren't acknowledged in the paper. The authors should use their best judgment and recognize that individual actions in favor of transparency play an important role in developing norms that preserve the integrity of the community. Reviewers will be specifically instructed to not penalize honesty concerning limitations.

3. Theory Assumptions and Proofs

Question: For each theoretical result, does the paper provide the full set of assumptions and a complete (and correct) proof?

Answer: [NA]

Justification: This paper does not include theoretical results.

Guidelines:

- The answer NA means that the paper does not include theoretical results.
- All the theorems, formulas, and proofs in the paper should be numbered and cross-referenced.
- All assumptions should be clearly stated or referenced in the statement of any theorems.
- The proofs can either appear in the main paper or the supplemental material, but if they appear in the supplemental material, the authors are encouraged to provide a short proof sketch to provide intuition.
- Inversely, any informal proof provided in the core of the paper should be complemented by formal proofs provided in appendix or supplemental material.
- Theorems and Lemmas that the proof relies upon should be properly referenced.

4. Experimental Result Reproducibility

Question: Does the paper fully disclose all the information needed to reproduce the main experimental results of the paper to the extent that it affects the main claims and/or conclusions of the paper (regardless of whether the code and data are provided or not)?

Answer: [Yes]

Justification: See the experimental settings in Sec. 5.1 and the implementation details in Appendix A.

Guidelines:

- The answer NA means that the paper does not include experiments.
- If the paper includes experiments, a No answer to this question will not be perceived well by the reviewers: Making the paper reproducible is important, regardless of whether the code and data are provided or not.
- If the contribution is a dataset and/or model, the authors should describe the steps taken to make their results reproducible or verifiable.
- Depending on the contribution, reproducibility can be accomplished in various ways. For example, if the contribution is a novel architecture, describing the architecture fully might suffice, or if the contribution is a specific model and empirical evaluation, it may be necessary to either make it possible for others to replicate the model with the same dataset, or provide access to the model. In general, releasing code and data is often one good way to accomplish this, but reproducibility can also be provided via detailed instructions for how to replicate the results, access to a hosted model (e.g., in the case of a large language model), releasing of a model checkpoint, or other means that are appropriate to the research performed.
- While NeurIPS does not require releasing code, the conference does require all submissions to provide some reasonable avenue for reproducibility, which may depend on the nature of the contribution. For example
 - (a) If the contribution is primarily a new algorithm, the paper should make it clear how to reproduce that algorithm.
 - (b) If the contribution is primarily a new model architecture, the paper should describe the architecture clearly and fully.
 - (c) If the contribution is a new model (e.g., a large language model), then there should either be a way to access this model for reproducing the results or a way to reproduce the model (e.g., with an open-source dataset or instructions for how to construct the dataset).
 - (d) We recognize that reproducibility may be tricky in some cases, in which case authors are welcome to describe the particular way they provide for reproducibility. In the case of closed-source models, it may be that access to the model is limited in some way (e.g., to registered users), but it should be possible for other researchers to have some path to reproducing or verifying the results.

5. Open access to data and code

Question: Does the paper provide open access to the data and code, with sufficient instructions to faithfully reproduce the main experimental results, as described in supplemental material?

Answer: [No]

Justification: Codes of this work are in need of further polishing, and will be released if this paper is accepted.

Guidelines:

- The answer NA means that paper does not include experiments requiring code.
- Please see the NeurIPS code and data submission guidelines (<https://nips.cc/public/guides/CodeSubmissionPolicy>) for more details.
- While we encourage the release of code and data, we understand that this might not be possible, so “No” is an acceptable answer. Papers cannot be rejected simply for not including code, unless this is central to the contribution (e.g., for a new open-source benchmark).
- The instructions should contain the exact command and environment needed to run to reproduce the results. See the NeurIPS code and data submission guidelines (<https://nips.cc/public/guides/CodeSubmissionPolicy>) for more details.
- The authors should provide instructions on data access and preparation, including how to access the raw data, preprocessed data, intermediate data, and generated data, etc.
- The authors should provide scripts to reproduce all experimental results for the new proposed method and baselines. If only a subset of experiments are reproducible, they should state which ones are omitted from the script and why.
- At submission time, to preserve anonymity, the authors should release anonymized versions (if applicable).
- Providing as much information as possible in supplemental material (appended to the paper) is recommended, but including URLs to data and code is permitted.

6. Experimental Setting/Details

Question: Does the paper specify all the training and test details (e.g., data splits, hyper-parameters, how they were chosen, type of optimizer, etc.) necessary to understand the results?

Answer: [Yes]

Justification: See the experimental settings in Sec. 5.1 and the implementation details in Appendix A.

Guidelines:

- The answer NA means that the paper does not include experiments.
- The experimental setting should be presented in the core of the paper to a level of detail that is necessary to appreciate the results and make sense of them.
- The full details can be provided either with the code, in appendix, or as supplemental material.

7. Experiment Statistical Significance

Question: Does the paper report error bars suitably and correctly defined or other appropriate information about the statistical significance of the experiments?

Answer: [No]

Justification: The experiments have been evaluated both quantitatively and qualitatively, where qualitative results are relatively primary.

Guidelines:

- The answer NA means that the paper does not include experiments.
- The authors should answer "Yes" if the results are accompanied by error bars, confidence intervals, or statistical significance tests, at least for the experiments that support the main claims of the paper.
- The factors of variability that the error bars are capturing should be clearly stated (for example, train/test split, initialization, random drawing of some parameter, or overall run with given experimental conditions).
- The method for calculating the error bars should be explained (closed form formula, call to a library function, bootstrap, etc.)

- The assumptions made should be given (e.g., Normally distributed errors).
- It should be clear whether the error bar is the standard deviation or the standard error of the mean.
- It is OK to report 1-sigma error bars, but one should state it. The authors should preferably report a 2-sigma error bar than state that they have a 96% CI, if the hypothesis of Normality of errors is not verified.
- For asymmetric distributions, the authors should be careful not to show in tables or figures symmetric error bars that would yield results that are out of range (e.g. negative error rates).
- If error bars are reported in tables or plots, The authors should explain in the text how they were calculated and reference the corresponding figures or tables in the text.

8. Experiments Compute Resources

Question: For each experiment, does the paper provide sufficient information on the computer resources (type of compute workers, memory, time of execution) needed to reproduce the experiments?

Answer: [Yes]

Justification: See the implementation details in Appendix A.

Guidelines:

- The answer NA means that the paper does not include experiments.
- The paper should indicate the type of compute workers CPU or GPU, internal cluster, or cloud provider, including relevant memory and storage.
- The paper should provide the amount of compute required for each of the individual experimental runs as well as estimate the total compute.
- The paper should disclose whether the full research project required more compute than the experiments reported in the paper (e.g., preliminary or failed experiments that didn't make it into the paper).

9. Code Of Ethics

Question: Does the research conducted in the paper conform, in every respect, with the NeurIPS Code of Ethics <https://neurips.cc/public/EthicsGuidelines?>

Answer: [Yes]

Justification: N/A.

Guidelines:

- The answer NA means that the authors have not reviewed the NeurIPS Code of Ethics.
- If the authors answer No, they should explain the special circumstances that require a deviation from the Code of Ethics.
- The authors should make sure to preserve anonymity (e.g., if there is a special consideration due to laws or regulations in their jurisdiction).

10. Broader Impacts

Question: Does the paper discuss both potential positive societal impacts and negative societal impacts of the work performed?

Answer: [Yes]

Justification: See Appendix D.

Guidelines:

- The answer NA means that there is no societal impact of the work performed.
- If the authors answer NA or No, they should explain why their work has no societal impact or why the paper does not address societal impact.
- Examples of negative societal impacts include potential malicious or unintended uses (e.g., disinformation, generating fake profiles, surveillance), fairness considerations (e.g., deployment of technologies that could make decisions that unfairly impact specific groups), privacy considerations, and security considerations.

- The conference expects that many papers will be foundational research and not tied to particular applications, let alone deployments. However, if there is a direct path to any negative applications, the authors should point it out. For example, it is legitimate to point out that an improvement in the quality of generative models could be used to generate deepfakes for disinformation. On the other hand, it is not needed to point out that a generic algorithm for optimizing neural networks could enable people to train models that generate Deepfakes faster.
- The authors should consider possible harms that could arise when the technology is being used as intended and functioning correctly, harms that could arise when the technology is being used as intended but gives incorrect results, and harms following from (intentional or unintentional) misuse of the technology.
- If there are negative societal impacts, the authors could also discuss possible mitigation strategies (e.g., gated release of models, providing defenses in addition to attacks, mechanisms for monitoring misuse, mechanisms to monitor how a system learns from feedback over time, improving the efficiency and accessibility of ML).

11. Safeguards

Question: Does the paper describe safeguards that have been put in place for responsible release of data or models that have a high risk for misuse (e.g., pretrained language models, image generators, or scraped datasets)?

Answer: [NA]

Justification: This paper poses no such risks.

Guidelines:

- The answer NA means that the paper poses no such risks.
- Released models that have a high risk for misuse or dual-use should be released with necessary safeguards to allow for controlled use of the model, for example by requiring that users adhere to usage guidelines or restrictions to access the model or implementing safety filters.
- Datasets that have been scraped from the Internet could pose safety risks. The authors should describe how they avoided releasing unsafe images.
- We recognize that providing effective safeguards is challenging, and many papers do not require this, but we encourage authors to take this into account and make a best faith effort.

12. Licenses for existing assets

Question: Are the creators or original owners of assets (e.g., code, data, models), used in the paper, properly credited and are the license and terms of use explicitly mentioned and properly respected?

Answer: [Yes]

Justification: See the experimental settings in Sec. 5.1 and the implementation details in Appendix A.

Guidelines:

- The answer NA means that the paper does not use existing assets.
- The authors should cite the original paper that produced the code package or dataset.
- The authors should state which version of the asset is used and, if possible, include a URL.
- The name of the license (e.g., CC-BY 4.0) should be included for each asset.
- For scraped data from a particular source (e.g., website), the copyright and terms of service of that source should be provided.
- If assets are released, the license, copyright information, and terms of use in the package should be provided. For popular datasets, paperswithcode.com/datasets has curated licenses for some datasets. Their licensing guide can help determine the license of a dataset.
- For existing datasets that are re-packaged, both the original license and the license of the derived asset (if it has changed) should be provided.

- If this information is not available online, the authors are encouraged to reach out to the asset’s creators.

13. **New Assets**

Question: Are new assets introduced in the paper well documented and is the documentation provided alongside the assets?

Answer: [NA]

Justification: This paper does not release new assets.

Guidelines:

- The answer NA means that the paper does not release new assets.
- Researchers should communicate the details of the dataset/code/model as part of their submissions via structured templates. This includes details about training, license, limitations, etc.
- The paper should discuss whether and how consent was obtained from people whose asset is used.
- At submission time, remember to anonymize your assets (if applicable). You can either create an anonymized URL or include an anonymized zip file.

14. **Crowdsourcing and Research with Human Subjects**

Question: For crowdsourcing experiments and research with human subjects, does the paper include the full text of instructions given to participants and screenshots, if applicable, as well as details about compensation (if any)?

Answer: [NA]

Justification: This paper does not involve crowdsourcing nor research with human subjects.

Guidelines:

- The answer NA means that the paper does not involve crowdsourcing nor research with human subjects.
- Including this information in the supplemental material is fine, but if the main contribution of the paper involves human subjects, then as much detail as possible should be included in the main paper.
- According to the NeurIPS Code of Ethics, workers involved in data collection, curation, or other labor should be paid at least the minimum wage in the country of the data collector.

15. **Institutional Review Board (IRB) Approvals or Equivalent for Research with Human Subjects**

Question: Does the paper describe potential risks incurred by study participants, whether such risks were disclosed to the subjects, and whether Institutional Review Board (IRB) approvals (or an equivalent approval/review based on the requirements of your country or institution) were obtained?

Answer: [NA]

Justification: This paper does not involve crowdsourcing nor research with human subjects.

Guidelines:

- The answer NA means that the paper does not involve crowdsourcing nor research with human subjects.
- Depending on the country in which research is conducted, IRB approval (or equivalent) may be required for any human subjects research. If you obtained IRB approval, you should clearly state this in the paper.
- We recognize that the procedures for this may vary significantly between institutions and locations, and we expect authors to adhere to the NeurIPS Code of Ethics and the guidelines for their institution.
- For initial submissions, do not include any information that would break anonymity (if applicable), such as the institution conducting the review.