
Supplementary Material

Mike Wu

Department of Computer Science
Stanford University
Stanford, CA 94025
wumike@stanford.edu

Noah Goodman

Department of Computer Science and Psychology
Stanford University
Stanford, CA 94025
ngoodman@stanford.edu

1 Dataset Descriptions

MNIST/BinaryMNIST We use the MNIST hand-written digits dataset [6] with 50,000 examples for training, 10,000 validation, 10,000 testing. We also train on a binarized version to align with previous work [5]. As in [8], we use the Adam optimizer [4] with a learning rate of $1e-3$, a minibatch size of 100, 64 latent dimensions, and train for 500 epochs. We anneal β from 0 to 1 linearly for the first 200 epochs. For the encoders and decoders, we use MLPs with 2 hidden layers of 512 nodes. We model $p(x_1|z)$ with a Bernoulli likelihood and $p(x_2|z)$ with a multinomial likelihood.

FashionMNIST This is an MNIST-like fashion dataset containing 28×28 grayscale images of clothing from 10 classes—skirts, shoes, t-shirts, etc [9]. We use identical hyperparameters as in MNIST. However, we employ a miniature DCGAN [7] for the image encoder and decoder.

MultiMNIST This is variant of MNIST where between 0 and 4 digits are composed together on a 50×50 canvas. Unlike [3], the digits are fixed in location. We generate the text modality by concatenating the digit classes from top-left to bottom-right. We use 100 latent dimensions, with the remaining hyperparameters as in MNIST. For the image encoder and decoder, we retool the DCGAN architecture from [7]. For the text encoder, we use a bidirectional GRU with 200 hidden units. For the text decoder, we first define a vocabulary with ten digits, a start token, and stop token. Provided a start token, we feed it through a 2-layer GRU, linear layers, and a softmax. We sample a new character and repeat until generating a stop token. We note that previous work has not explored RNN-VAE inference networks in multi-modal learning, which we show to work well with the MVAE.

CelebA The CelebFaces and Attributes (CelebA) dataset [10] contains over 200k images of celebrities. Each image is tagged with 40 attributes i.e. wears glasses, or has bangs. We use the aligned and cropped version with a selected 18 visually distinctive attributes, as done in [?]. Images are rescaled to 64×64 . For the first experiment, we treat images as one modality, x_1 , and attributes as a second modality, x_2 where a single inference network predicts all 18 attributes. We also explore a variation of MVAE, called MVAE19, where we treat each attribute as its own modality for a total of 19. To approximate the full objective, we set $k = 1$ for a total 21 ELBO terms. We use Adam with a learning rate of 10^{-4} , a minibatch size of 100, and anneal KL for the first 20 of 100 epochs. We again use DCGAN for image networks. For the attribute encoder and decoder, we use an MLP with 2 hidden layers of size 512. For MVAE19, we have 18 such encoders and decoders.

2 Product of a Finite Number of Gaussians

In this section, we provide the derivation for the parameters of a product of Gaussian experts (PoE). Derivation is summarized from [1].

Lemma 2.1. Give a finite number N of multi-dimensional Gaussian distributions $p_i(x)$ with mean μ_i , covariance V_i for $i = 1, \dots, N$, the product $\prod_{i=1}^N p_i(x)$ is itself Gaussian with mean $(\sum_{i=1}^N T_i \mu_i)(\sum_{i=1}^N T_i)^{-1}$ and covariance $(\sum_{i=1}^N T_i)^{-1}$ where $T_i = V_i^{-1}$.

Proof. We write the probability density of a Gaussian distribution in canonical form as $K \exp\{\eta^T x - \frac{1}{2} x^T \Lambda x\}$ where K is a normalizing constant, $\Lambda = V^{-1}$, $\eta = V^{-1} \mu$. We then write the product of N Gaussians distributions $\prod_{i=1}^N p_i \propto \exp\{(\sum_{i=1}^N \eta_i)^T x - \frac{1}{2} x^T (\sum_{i=1}^N \Lambda_i) x\}$. We note that this product itself has the form of a Gaussian distribution with $\eta = \sum_{i=1}^N \eta_i$ and $\Lambda = \sum_{i=1}^N \Lambda_i$. Converting back from canonical form, we see that the product Gaussian has mean $\mu = (\sum_{i=1}^N T_i \mu_i)(\sum_{i=1}^N T_i)^{-1}$ and covariance $V = (\sum_{i=1}^N T_i)^{-1}$. \square

3 Quotient of Two Gaussians

Similarly, we may derive the form of a quotient of two Gaussian distributions (QoE).

Lemma 3.1. Give two multi-dimensional Gaussian distributions $p(x)$ and $q(x)$ with mean μ_p and μ_q , and covariance V_p and V_q respectively, the quotient $\frac{p(x)}{q(x)}$ is itself Gaussian with mean $(T_p \mu_p - T_q \mu_q)(T_p - T_q)^{-1}$ and covariance $(T_p - T_q)^{-1}$ where $T_i(x) = V_i^{-1}(x)$.

Proof. We again write the probability density of a Gaussian distribution as $K \exp\{\eta^T x - \frac{1}{2} x^T \Lambda x\}$. We then write the quotient of two Gaussians p and q as $\frac{K_p \exp\{\eta_p^T x - \frac{1}{2} x^T \Lambda_p x\}}{K_q \exp\{\eta_q^T x - \frac{1}{2} x^T \Lambda_q x\}} \propto \exp\{(\eta_p - \eta_q)^T x - \frac{1}{2} x^T (\Lambda_p - \Lambda_q) x\}$. This defines a new Gaussian distribution with $\Lambda = V_p^{-1} - V_q^{-1}$ and $\eta = V_p^{-1} \mu_p - V_q^{-1} \mu_q$. If we let $T_p = V_p^{-1}$ and $T_q = V_q^{-1}$, then we see that $V = \Lambda^{-1} = (T_p - T_q)^{-1}$ and $\mu = \eta V^{-1} = (T_p \mu_p - T_q \mu_q)(T_p - T_q)^{-1}$. \square

The QoE suggests that the constraint $T_p > T_q \Rightarrow V_p^{-1} > V_q^{-1}$ must hold for the resulting Gaussian to be well-defined. In our experiments, p is usually a product of Gaussians, and q is a product of prior Gaussians (see Eqn 3 in main paper). Given N modalities, we can decompose $V_p = \sum_{i=1}^N V_i^{-1}$ and $V_q = \sum_{i=1}^{N-1} 1 = N - 1$ where the prior is a unit Gaussian with variance 1. Thus, the constraint can be rewritten as $\sum_{i=1}^N V_i^{-1} > N - 1$, which is satisfied if $V_i > \frac{N}{N-1}, i = 1, \dots, N$. One benefit of using the regularized importance distribution $q(z|x)p(z)$ is to remove the need for this constraint. To fit MVAE without a universal expert, we add an additional nonlinearity to each inference network such that the variance is fed into a rescaled sigmoid: $V = \frac{N}{N-1} \cdot \text{sigm}(V)$.

4 Additional Results using the Joint Inference Network

In the main paper, we reported marginal probabilities using $q(z|x_1)$ and showed that MVAE is state-of-the-art. Here we similarly compute marginal probabilities but using $q(z|x_1, x_2)$. Because importance sampling with either induced distribution yields an unbiased estimate, using a large number of samples should result in very similar log-likelihoods. Indeed, we find that the results do not differ much from the main paper: MVAE is still at the state-of-the-art.

5 Model Architectures

Here we specify the design of inference networks and decoders used for each dataset.

6 More on Weak Supervision

In the main paper, we showed that we do not need that many complete examples to learn a good joint distribution with two modalities. Here, we explore the robustness of our model with missing data under more modalities. Using MVAE19 (19 modalities) on CelebA, we can conduct a different weak supervision experiment: given a complete multi-modal example (x_1, \dots, x_{19}) , randomly keep x_i with

Model	BinaryMNIST	MNIST	FashionMNIST	MultiMNIST	CelebA
Estimating $\log p(x_1)$ using $q(z x_1, x_2)$					
JMVAE	-86.234	-90.962	-232.401	-153.026	-6234.542
MVAE	-86.051	-90.616	-232.539	-152.826	-6237.104
MVAE19	—	—	—	—	-6236.113
Estimating $\log p(x_1, x_2)$ using $q(z x_1, x_2)$					
JMVAE	-86.304	-91.031	-232.700	-153.320	-6238.280
MVAE	-86.278	-90.851	-233.007	-153.478	-6241.621
MVAE19	—	—	—	—	-6239.957
Estimating $\log p(x_1 x_2)$ using $q(z x_1, x_2)$					
JMVAE	-83.820	-88.436	-230.651	-145.761	-6235.330
MVAE	-83.940	-88.558	-230.699	-147.009	-6235.368
MVAE19	—	—	—	—	-6233.330

Table 1: Similar estimates as in Table 2 (in main paper) but using $q(z|x_1, x_2)$ as an importance distribution (instead of $q(z|x_1)$). Because VAE and CVAE do not have a multi-modal inference network, they are excluded. Again, we show that the MVAE is able to match state-of-the-art.

Variance of Marginal Log Importance Weights: $\text{var}(\log(\frac{p(x_1, z)}{q(z x_1, x_2)}))$					
Model	BinaryMNIST	MNIST	FashionMNIST	MultiMNIST	CelebA
JMVAE	22.387	24.962	28.443	35.822	80.808
MVAE	21.791	25.741	18.092	16.437	73.871
MVAE19	—	—	—	—	71.546
Variance of Joint Log Importance Weights: $\text{var}(\log(\frac{p(x_1, x_2, z)}{q(z x_1, x_2)}))$					
JMVAE	23.309	26.767	29.874	38.298	81.312
MVAE	21.917	26.057	18.263	16.672	74.968
MVAE19	—	—	—	—	71.953
Variance of Conditional Log Importance Weights: $\text{var}(\log(\frac{p(x_1, z x_2)}{q(z x_1, x_2)}))$					
JMVAE	40.646	40.086	56.452	92.683	335.046
MVAE	23.035	27.652	19.934	28.649	77.516
MVAE19	—	—	—	—	71.603

Table 2: Average variance of log importance weights for marginal, joint, and conditional distributions using $q(z|x_1, x_2)$. Lower variances suggest better inference networks.

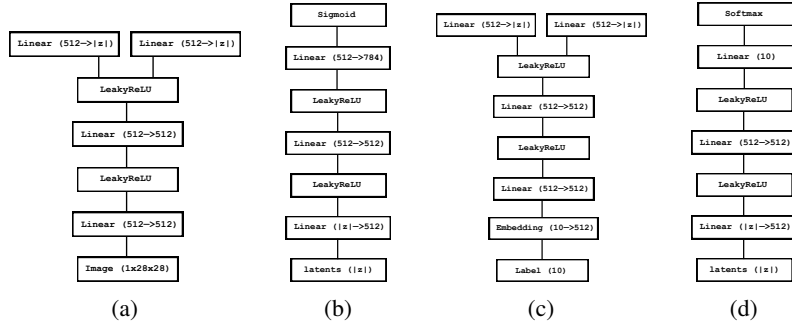


Figure 1: MVAE architectures on MNIST: (a) $q(z|x_1)$, (b) $p(x_1|z)$, (c) $q(z|x_2)$, (d) $q(x_2|z)$ where x_1 specifies an image and x_2 specifies a digit label.

probability p for each $i = 1, \dots, 19$. Doing so for all examples in the training set, we simulate the effect of missing modalities beyond the bi-modal setting. Here, the number of examples shown to the model is dependent on p e.g. $p = 0.5$ suggests that on average, 1 out of every 2 x_i are dropped. We vary p from 0.001 to 1, train from scratch, and plot (1) the prediction accuracy per attribute and (2) the various data log-likelihoods. From Figure 5, we conclude that the method is fairly robust to missing data. Even with $p = 0.1$, we still see accuracy close to the prediction accuracy with full data.

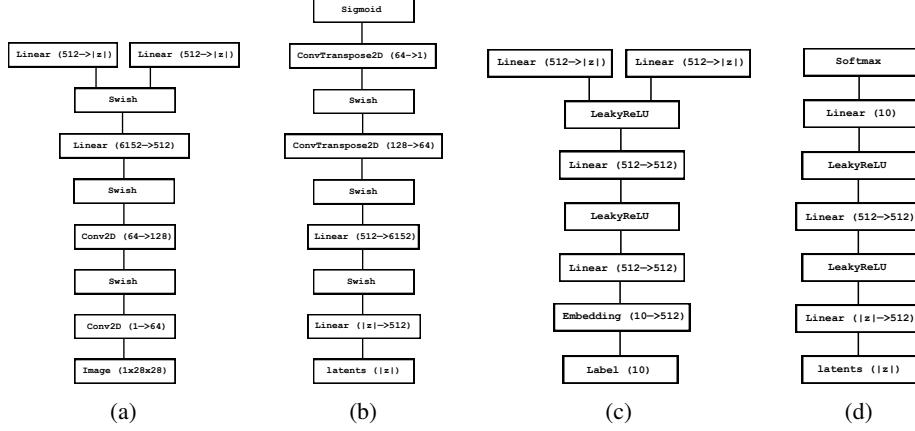
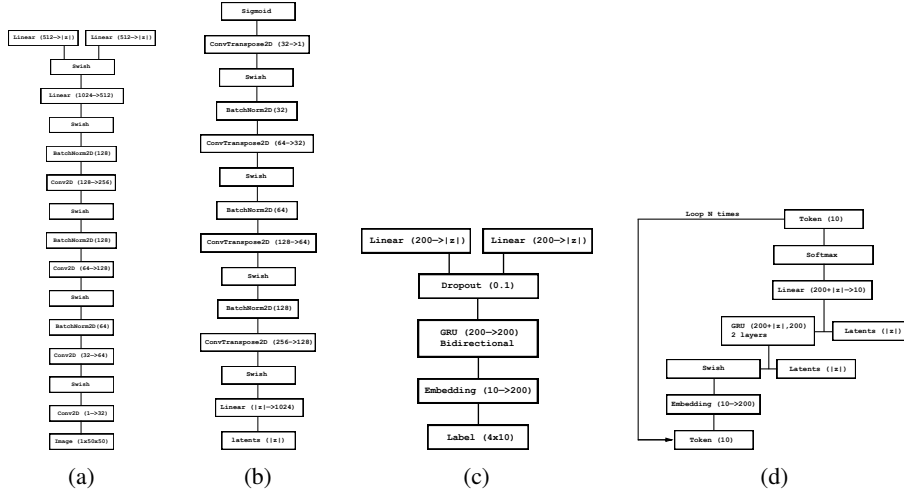


Figure 2: *MVAE architectures on FashionMNIST*: (a) $q(z|x_1)$, (b) $p(x_1|z)$, (c) $q(z|x_2)$, (d) $q(x_2|z)$ where x_1 specifies an image and x_2 specifies a clothing label.



Model	0.1%	0.2%	0.5%	1%	2%	5%	10%	50%	100%
JMVAE	0.0603	0.0603	0.0888	0.1531	0.1699	0.1772	0.4765	0.4962	0.4955
MVAE	0.09363	0.1189	0.1098	0.2287	0.3805	0.4289	0.4999	0.5121	0.5288

Table 5: Performance of several models on MultiMNIST with a fraction of paired examples. Here compute the average accuracy of predicting each digit correct (by decomposing the string into individual digits, at most 4).

9 More of the effects of sampling more ELBO terms

In the main paper, we stated that with higher k (sampling more ELBO terms), we see a steady decrease in variance. This drop in variance can be attributed to two factors: (1) additional un-correlated randomness from sampling more when reparametrizing for each ELBO [2], or (2) additional ELBO terms to better approximate the intractable objective. Fig. 6 (c) shows that the variance still drops consistently when using a fixed $\epsilon \sim N(0, 1)$ for computing all ELBO terms, indicating independent contributions of additional ELBO terms and additional randomness.

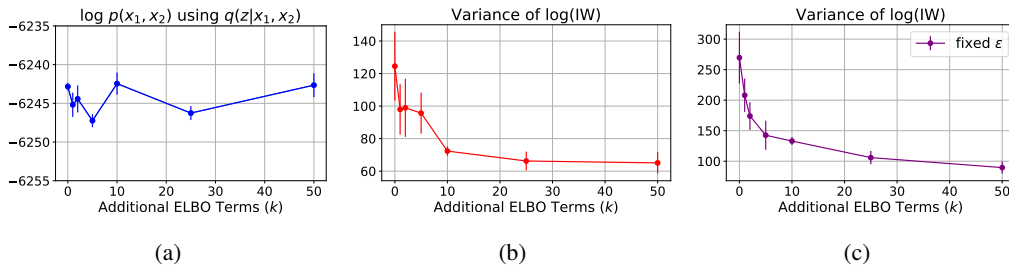


Figure 6: Effect of approximating the MVAE objective with more ELBO terms on (a) the joint log-likelihood and (b) the variance of the log importance weights over 3 independent runs. Similarly, (c) compute the variance but fixes a single $\epsilon \sim N(0, 1)$ when reparametrizing for each ELBO. (b) and (c) imply that switching from $k = 0$ to $k = 1$ greatly reduces the variance in the importance distribution defined by the inference network(s).

10 More on the Computer Vision Transformations

We copy Fig. 4 in the main paper but show more samples and increase the size of each image for visibility. The MVAE is able to learn all 6 transformations jointly under the PoE inference network.

11 More on Machine Translation

We provide more samples on (1) sampling joint (English, Vietnamese) pairs of sentences from the prior $N(0, 1)$, (2) translating English to Vietnamese by sampling from $p(x_{\text{en}}|z)$ where $z \sim q(z|x_{\text{vi}})$, and (3) translating Vietnamese to English by sampling from $p(x_{\text{vi}}|z)$ where $z \sim q(z|x_{\text{en}})$. Refer to the main for analysis and explanation.

References

- [1] Paul Bromiley. Products and convolutions of gaussian probability density functions. *Tina-Vision Memo*, 3(4):1, 2003.
- [2] Yuri Burda, Roger Grosse, and Ruslan Salakhutdinov. Importance weighted autoencoders. *arXiv preprint arXiv:1509.00519*, 2015.
- [3] SM Ali Eslami, Nicolas Heess, Theophane Weber, Yuval Tassa, David Szepesvari, Geoffrey E Hinton, et al. Attend, infer, repeat: Fast scene understanding with generative models. In *Advances in Neural Information Processing Systems*, pages 3225–3233, 2016.
- [4] Diederik P Kingma and Jimmy Ba. Adam: A method for stochastic optimization. *arXiv preprint arXiv:1412.6980*, 2014.



Figure 7: *Edge Detection and Facial Landscapes*: The top row shows 8 ground truth images randomly chosen from the CelebA dataset. The second to fourth rows respectively plot the reconstructed image, edge, and facial landscape masks using the trained MVAE decoders and $q(z|x_1, \dots, x_6)$.



Figure 8: *Colorization*: The top row shows ground truth grayscale images. The bottom row show reconstructed color images.




Figure 9: *Fill in the Blank*: The top row shows ground truth CelebA images with half of each image obscured. The bottom row replaces the obscured part with a reconstruction.

- [5] Hugo Larochelle and Iain Murray. The neural autoregressive distribution estimator. In *Proceedings of the Fourteenth International Conference on Artificial Intelligence and Statistics*, pages 29–37, 2011.
- [6] Yann LeCun, Léon Bottou, Yoshua Bengio, and Patrick Haffner. Gradient-based learning applied to document recognition. *Proceedings of the IEEE*, 86(11):2278–2324, 1998.
- [7] Alec Radford, Luke Metz, and Soumith Chintala. Unsupervised representation learning with deep convolutional generative adversarial networks. *arXiv preprint arXiv:1511.06434*, 2015.
- [8] Masahiro Suzuki, Kotaro Nakayama, and Yutaka Matsuo. Joint multimodal learning with deep generative models. *arXiv preprint arXiv:1611.01891*, 2016.




Figure 10: *Removing Watermarks*: The top row shows ground truth CelebA images, each with an added watermark. The bottom row shows the reconstructed image with the watermark removed.

Type	Sentence
$x_{en} \sim p(x_{en} z = z_0)$ $x_{vi} \sim p(x_{vi} z = z_0)$ GOOGLETRANSLATE(x_{vi})	it's a problem . nó là một công việc . it is a job .
$x_{en} \sim p(x_{en} z = z_0)$ $x_{vi} \sim p(x_{vi} z = z_0)$ GOOGLETRANSLATE(x_{vi})	we have an idea . chúng tôi có thể làm được . we can do it .
$x_{en} \sim p(x_{en} z = z_0)$ $x_{vi} \sim p(x_{vi} z = z_0)$ GOOGLETRANSLATE(x_{vi})	And as you can see , this is a very powerful effect of word of mouth . và một trong những điều này đã xảy ra với những người khác , và chúng tôi đã có một số người trong số các bạn đã từng nghe về những điều này . and one of these has happened to other people, and we've had some of you guys already heard about this .
$x_{en} \sim p(x_{en} z = z_0)$ $x_{vi} \sim p(x_{vi} z = z_0)$ GOOGLETRANSLATE(x_{vi})	this is a photograph of my life . Đây là một bức ảnh . this is a photo .
$x_{en} \sim p(x_{en} z = z_0)$ $x_{vi} \sim p(x_{vi} z = z_0)$ GOOGLETRANSLATE(x_{vi})	thank you . xin cảm ơn . thank you .
$x_{en} \sim p(x_{en} z = z_0)$ $x_{vi} \sim p(x_{vi} z = z_0)$ GOOGLETRANSLATE(x_{vi})	i'm not kidding . tôi không nói đùa . i am not joking .

Table 6: A few examples of “paired” reconstructions from a single sample $z_0 \sim q(z|x_{en}, x_{vi})$. Interestingly, many of the translations are not exact but instead capture a close interpretation of the true meaning. The MVAE tended to perform better on shorter sentences.

- [9] Han Xiao, Kashif Rasul, and Roland Vollgraf. Fashion-mnist: a novel image dataset for benchmarking machine learning algorithms. *arXiv preprint arXiv:1708.07747*, 2017.
- [10] Shuo Yang, Ping Luo, Chen-Change Loy, and Xiaoou Tang. From facial parts responses to face detection: A deep learning approach. In *Proceedings of the IEEE International Conference on Computer Vision*, pages 3676–3684, 2015.

Type	Sentence
$x_{en} \sim p_{data}$ $x_{vi} \sim p(x_{vi} z(x_{en}))$ GOOGLETRANSLATE(x_{vi})	this was one of the highest points in my life. Đó là một gian tôi với của cuộc đời tôi. It was a great time of my life.
$x_{en} \sim p_{data}$ $x_{vi} \sim p(x_{vi} z(x_{en}))$ GOOGLETRANSLATE(x_{vi})	i am on this stage . tôi đi trên sân khấu . me on stage .
$x_{en} \sim p_{data}$ $x_{vi} \sim p(x_{vi} z(x_{en}))$ GOOGLETRANSLATE(x_{vi})	do you know what love is ? Đó yêu của những ? that's love ?
$x_{en} \sim p_{data}$ $x_{vi} \sim p(x_{vi} z(x_{en}))$ GOOGLETRANSLATE(x_{vi})	today i am 22 . hãy nay tôi sẽ tuổi . I will be old now .
$x_{en} \sim p_{data}$ $x_{vi} \sim p(x_{vi} z(x_{en}))$ GOOGLETRANSLATE(x_{vi})	so i had an idea . tôi thể tôi có có thể vài tưởng tuyệt . I can have some good ideas .
$x_{en} \sim p_{data}$ $x_{vi} \sim p(x_{vi} z(x_{en}))$ GOOGLETRANSLATE(x_{vi})	the project's also made a big difference in the lives of the <unk> . tôi án này được ra một Điều lớn lao cuộc sống của chúng người sống chữa hưởng . this project is a great thing for the lives of people who live and thrive .

Table 7: A few examples of Vietnamese MVAE translations of English sentences sampled from the empirical dataset, p_{data} . We use Google translate to re-translate back to English.

Type	Sentence
$x_{vi} \sim p_{data}$ $x_{en} \sim p(x_{en} z(x_{vi}))$ GOOGLETRANSLATE(x_{vi})	Đó là thời điểm tuyệt vọng nhất trong cuộc đời tôi . this is the most bad of the life . it was the most desperate time in my life .
$x_{vi} \sim p_{data}$ $x_{en} \sim p(x_{en} z(x_{vi}))$ GOOGLETRANSLATE(x_{vi})	cảm ơn . thank . thank you .
$x_{vi} \sim p_{data}$ $x_{en} \sim p(x_{en} z(x_{vi}))$ GOOGLETRANSLATE(x_{vi})	trước tiên , tại sao chúng lại có ấn tượng xấu như vậy ? first of all, you do not a good job ? First, why are they so bad?
$x_{vi} \sim p_{data}$ $x_{en} \sim p(x_{en} z(x_{vi}))$ GOOGLETRANSLATE(x_{vi})	Ông ngoại của tôi là một người thật đáng <unk> phục vào thời ấy . grandfather is the best experience of me family . My grandfather was a worthy person at the time .
$x_{vi} \sim p_{data}$ $x_{en} \sim p(x_{en} z(x_{vi}))$ GOOGLETRANSLATE(x_{vi})	Đứa trẻ này 8 tuổi . this is man is 8 years old . this child is 8 years old .

Table 8: A few examples of English MVAE translations of Vietnamese sentences sampled from the empirical dataset, p_{data} . We use Google translate to translate to English as a ground truth.