
Appendix for “Topic Modeling Revisited: A Document Graph-based Neural Network Perspective”

A Appendix

Here, we display additional material to support our content in the main manuscript, including:

- The mathematical notations in Table S1.
- The proof of Theorem 1 in Section A.1.
- The derivation of the objective function in Section A.2.
- The proof of Corollary 1 in Section A.3.
- The dataset statistics in Section A.4.
- Detailed experimental setup with the parameter analysis of the window size s in Section A.5.
- The ablation study of representing topics with a distribution over word edges in Section A.6.
- More experimental results in Section A.7.
- More examples for learned topics in Section A.8.

Table S1: Mathematical Notations

Symbols	Descriptions
$w_{d,n}$	The n -th word in the document d .
$z_{d,n}$	The topic assignment for the word $w_{d,n}$.
θ_d	The topic proportion of the document d .
N_d	The number of words in document d .
V_d	The word set for the document d , i.e., $V_d = \{w_{d,n}\}_{n=1}^{N_d}$.
E_d	The word edge set for the document d .
Z_d	The topic assignment set for the document d .
G_d	The graph for the document d , i.e., $G_d = (V_d, E_d)$.
V_d^o	The placeholder set for the document d , i.e., $V_d^o = \{1, 2, \dots, N_d\}$.
E_d^o	The placeholder edge set for the document d .
G_d^o	The graph structure for the document d , i.e., $G_d^o = (V_d^o, E_d^o)$.
E	The word edge set on the whole document collection.
V	The vocabulary on the whole document collection.
M	The topic dependency matrix.
$m_{i,j}$	The element of M at i -th row and j -th column.
β_k^v	The word distribution on V for the k -th topic.
β_k^e	The parameter to describe the distribution over word edges for k -th topic.
β_k	The k -th topic, i.e., $\beta_k = (\beta_k^v, \beta_k^e)$.
$G_{d,k}$	The graph among the nodes with the topic assignment k in the document d .
$G_{d,k}^o$	The graph structure among the nodes with the topic assignment k in the document d .
$E_{d,k}$	The word edge set among the nodes with the topic assignment k in the document d .
$E_{d,k}^o$	The placeholder edge set among the nodes with the topic assignment k in the document d .
α	The parameter of the Dirichlet prior for θ_d .
$\varphi_{d,n}$	The parameter of the variational multinomial distribution for $z_{d,n}$.
μ_d, δ_d	The parameters of the variational logistic normal distribution for θ_d .
r	The word vectors for computing topic set β .
\hat{r}_{w_1, w_2}	The concatenation of word vectors, i.e., $\hat{r}_{w_1, w_2} = r_{w_1} \oplus r_{w_2}$.
u^v	The topic-word vectors for computing topic set β .
u^e	The topic-edge vectors for computing topic set β .
W	The parameter matrix for computing topic dependency matrix M .
a_k, b_k	The transitional vectors for the topic k to compute the possibility of directed edges among different topics.
h_d	The node-level representation vector set for all word node on the document graph G_d .
h_d^G	The graph-level representation vector for the whole document graph G_d .
K	The number of topics.
s	The window size for constructing the document graph.
$\text{Dir}(\cdot)$	The Dirichlet distribution.
$\mathcal{N}(\cdot)$	The Gaussian distribution.
$\text{Multi}(\cdot)$	The multinomial distribution.
$f_*(\cdot)$	The full connected layer.
$GNN(\cdot, \cdot)$	The graph neural network.
$\sigma(\cdot)$	The sigmoid active function.
$\tanh(\cdot)$	The tanh active function.
\oplus	The vector concatenation operation.
\cdot	The dot product operation.
\odot	The Hadamard product operation.

A.1 Proof of Theorem 1

Proof. To prove Theorem 1, we introduce the following lemma:

Lemma 1. *Given the topic set β defined in Equation 5 and the document graph structure $G_{d,k}^o$ under topic assignment k , the probability function $p(V_{d,k}|G_{d,k}^o; \beta_k)$ defined in Equation 6 is a legal probability measure on the vocabulary V .*

Proof. This proof is mainly inspired by [15]. Obviously, based on the definition in Equation 6, $p(V_{d,k}|G_{d,k}^o; \beta_k) > 0$. Then we need to prove the summing of $p(V_{d,k}|G_{d,k}^o; \beta_k)$ on all possible $V_{d,k}$ is equal to 1 for all possible graph structure $G_{d,k}^o$. Here, to provide a completed proof of the lemma, we cluster all situations into three categories based on the edge set $E_{d,k}^o$ of the graph structure, where 1) $E_{d,k}^o = \emptyset$, 2) $|E_{d,k}^o| = 1$, and 3) $|E_{d,k}^o| > 1$, respectively. In the following, we demonstrate that $p(V_{d,k}|G_{d,k}^o; \beta_k)$ is a legal probability measure in each category.

Category 1: As the definition in equation 6, we set $\sum_{(w,w') \in E_{d,k}} \beta_{k,(w,w')}^e / |E_{d,k}| = 1$ if $E_{d,k}^o = \emptyset$. Then, $p(V_{d,k}|G_{d,k}^o; \beta_k)$ will reduce to the following function:

$$p(V_{d,k}|G_{d,k}^o, E_{d,k}^o = \emptyset; \beta_k) = p(V_{d,k}|\beta_k) = \prod_{w \in V_{d,k}} \beta_{k,w}^v. \quad (S1)$$

The above function is a legal probability measure over all possible $V_{d,k}$, because we have:

$$\sum_{V_{d,k}} p(V_{d,k}|G_{d,k}^o, E_{d,k}^o = \emptyset; \beta_k) = \sum_{V_{d,k}} \prod_{w \in V_{d,k}} \beta_{k,w}^v = \prod_{n \in V_{d,k}^o} \sum_{w_n \in V} \beta_{k,w}^v = 1 \quad (S2)$$

Category 2: Here, we consider the graph structure $G_{d,k}^o$ with only one edge, i.e., $|E_{d,k}^o| = 1$. Without loss of generality, we let $E_{d,k}^o = \{(i, j)\}$ and $V_{d,k}^- = V_{d,k} - \{w_{d,i}, w_{d,j}\}$. Then, we have:

$$p(V_{d,k}|G_{d,k}^o, E_{d,k}^o = \{(i, j)\}; \beta_k) = \left(\prod_{w \in V_{d,k}^-} \beta_{k,w}^v \right) \times \left(\beta_{k,w_{d,i}}^v \beta_{k,w_{d,j}}^v \beta_{k,(w_{d,i}, w_{d,j})}^e \right) \quad (S3)$$

Summing of the above functions over all possible $V_{d,k}$, we have

$$\begin{aligned} & \sum_{V_{d,k}} p(V_{d,k}|G_{d,k}^o, E_{d,k}^o = \{(i, j)\}; \beta_k) = \\ & \left(\sum_{V_{d,k}^-} \prod_{w \in V_{d,k}^-} \beta_{k,w}^v \right) \times \left(\sum_{w_i, w_j \in V} \beta_{k,w_{d,i}}^v \beta_{k,w_{d,j}}^v \beta_{k,(w_{d,i}, w_{d,j})}^e \right) = \left(\prod_{w \in V_{d,k}^-} \sum_{w \in V} \beta_{k,w}^v \right) \times 1 = 1 \end{aligned} \quad (S4)$$

Category 3: When $|E_{d,k}^o| > 1$, we first have the following derivation:

$$\begin{aligned} p(V_{d,k}|G_{d,k}^o; \beta_k) &= \frac{1}{|E_{d,k}^o|} \prod_{w \in V_{d,k}} \beta_{k,w}^v \sum_{(w', w'') \in E_{d,k}} \beta_{k,(w', w'')}^e = \\ \frac{1}{|E_{d,k}^o|} \sum_{(i,j) \in E_{d,k}^o} \left(\prod_{w \in V_{d,k}} \beta_{k,w}^v \right) \beta_{k,(w_i, w_j)}^e &= \frac{1}{|E_{d,k}^o|} \sum_{(i,j) \in E_{d,k}^o} p(V_{d,k}|G_{d,k}^o, E_{d,k}^o = \{(i, j)\}; \beta_k) \end{aligned} \quad (S5)$$

Then, summing the above function over all possible $V_{d,k}$, we have:

$$\begin{aligned} \sum_{V_{d,k}} p(V_{d,k}|G_{d,k}^o; \beta_k) &= \sum_{V_{d,k}} \frac{1}{|E_{d,k}^o|} \sum_{(i,j) \in E_{d,k}^o} p(V_{d,k}|G_{d,k}^o, E_{d,k}^o = \{(i, j)\}; \beta_k) = \\ \frac{1}{|E_{d,k}^o|} \sum_{(i,j) \in E_{d,k}^o} \sum_{V_{d,k}} p(V_{d,k}|G_{d,k}^o, E_{d,k}^o = \{(i, j)\}; \beta_k) &= \frac{1}{|E_{d,k}^o|} \sum_{(i,j) \in E_{d,k}^o} 1 = 1. \end{aligned} \quad (S6)$$

where the above derivation is based on the discussion in situation 2. \square

The above lemma tells us that each factor of $p(V_d|Z_d, G_d^o; \beta_k)$ in equation 6, i.e., $p(V_{d,k}|G_{d,k}^o; \beta_k)$, is a legal possibility measure. Meanwhile, considering those factors are independent to each other when given topic assignment set Z_d , we have the conclusion that $p(V_{d,k}|G_{d,k}^o; \beta_k)$ is also a legal possibility measure. \square

A.2 The Derivation of the Objective Function

Here we first provide the detailed derivation of Equation 9 with the guidance of variation inference algorithm [10]. Then, we further simplify each item among it.

Detailed Derivation of Equation 9: Given the joint model $p(G_d, \theta_d, Z_d; \alpha)$ of G_d in Equation 3 and the variational family $p(\theta_d, Z_d|G_d)$ in Equation 7, the objective of inferring GNTM is minimize the KL divergence between approximate posterior $q(\theta_d, Z_d|G_d)$ and true posterior $p(\theta_d, Z_d|G_d)$ for all latent variables:

$$\begin{aligned} & \arg \min_{Z_d, \theta_d} KL(q(\theta_d, Z_d|G_d)||p(\theta_d, Z_d|G_d)) \\ &= E_{q(\theta_d, Z_d|G_d)}[\log q(\theta_d, Z_d|G_d) - \log p(\theta_d, Z_d|G_d)] \quad (S7) \\ &= E_{q(\theta_d, Z_d|G_d)}[\log q(\theta_d, Z_d|G_d) - \log p(G_d|\theta_d, Z_d) - \log p(\theta_d) - \log p(Z_d)] + \log p(G_d) \\ &= -\mathcal{L}_d + \log p(G_d). \end{aligned}$$

Due to the $\log p(G_d)$ is constant, the above objective can be transformed to maximize the follow Evidence Lower Bound (ELBO) of $\log p(G_d)$:

$$\begin{aligned} \mathcal{L}_d &= E_{q(\theta_d, Z_d|G_d)}[\log p(G_d|\theta_d, Z_d)] - KL[q(\theta_d|G_d)||p(\theta)] - E_{q(\theta_d|G_d)}[KL(q(Z_d|G_d)||p(Z_d))] \\ &= E_{q(Z_d|G_d)}[\log p(G_d^o|Z_d; M)] + E_{q(Z_d|G_d)}[\log p(V_d|Z_d, G_d^o; \beta)] \\ &\quad - KL[q(\theta_d|G_d)||p(\theta_d)] - E_{q(\theta_d|G_d)}\left[\sum_{n=1}^{N_d} KL[q(z_{d,n}|G_d, w_{d,n})||p(z_{d,n}|\theta_d)]\right] \\ &= \mathcal{L}_d^1 + \mathcal{L}_d^2 - \mathcal{L}_d^3 - \mathcal{L}_d^4, \quad (S8) \end{aligned}$$

where \mathcal{L}_d can be split into four terms, denoted as \mathcal{L}_d^1 , \mathcal{L}_d^2 , \mathcal{L}_d^3 , and \mathcal{L}_d^4 , respectively.

Simplification for each item in Equation 9: As for \mathcal{L}_d^1 , we can derive:

$$\begin{aligned} \mathcal{L}_d^1 &= E_{q(Z_d|G_d)}\left[\sum_{(n,n') \in E_d^o} \log m_{z_{d,n}, z_{d,n'}} + \sum_{(n,n') \notin E_d^o} \log(1 - m_{z_{d,n}, z_{d,n'}})\right] \\ &= \sum_{(n,n') \in E_d^o} E_{q(z_{d,n}, z_{d,n'}|G_d)}[\log m_{z_{d,n}, z_{d,n'}}] + \sum_{(n,n') \notin E_d^o} E_{q(z_{d,n}, z_{d,n'}|G_d)}[\log(1 - m_{z_{d,n}, z_{d,n'}})] \\ &= \sum_{(n,n') \in E_d^o} \varphi_{d,n}^T \cdot (\log M) \cdot \varphi_{d,n'} + \sum_{(n,n') \notin E_d^o} \varphi_{d,n}^T \cdot \log(1 - M) \cdot \varphi_{d,n'}. \quad (S9) \end{aligned}$$

Note that, in practice, to relax the unbalance between the two terms in above equation, we follow [12] and re-weight the second term with $|E_d^o|(\sum_{(n,n') \notin E_d^o} 1)^{-1}$. That is:

$$\mathcal{L}_d^1 = \sum_{(n,n') \in E_d^o} \varphi_{d,n}^T \cdot (\log M) \cdot \varphi_{d,n'} + \frac{|E_d^o|}{\sum_{(n,n') \notin E_d^o} 1} \sum_{(n,n') \notin E_d^o} \varphi_{d,n}^T \cdot \log(1 - M) \cdot \varphi_{d,n'}. \quad (S10)$$

As for \mathcal{L}_d^2 , we can derive:

$$\begin{aligned} \mathcal{L}_d^2 &= E_{q(Z_d|G_d)}\left[\sum_{k=1}^K \left(\sum_{w \in V_{d,k}} \log \beta_{k,w}^v + \log \frac{\sum_{(w,w') \in E_{d,k}} \beta_{k,(w,w')}^e}{|E_{d,k}|}\right)\right] \\ &= E_{q(Z_d|G_d)}\left[\sum_{n=1}^{N_d} \log \beta_{z_{d,n}, w}^v + E_{q(Z_d|G_d)}\left[\sum_{k=1}^K \log \frac{\sum_{(w,w') \in E_{d,k}} \beta_{k,(w,w')}^e}{|E_{d,k}|}\right]\right] \quad (S11) \\ &= \sum_{n=1}^{N_d} \varphi_{d,n}^T \cdot \log \beta_{z_{d,n}, w_n}^v + \sum_{k=1}^K E_{q(Z_d|G_d)}\left[\log \frac{\sum_{(n,n') \in E_d^o} z_{d,n}^k z_{d,n'}^k \beta_{k,(w_{d,n}, w_{d,n'})}^e}{\sum_{(n,n') \in E_d^o} z_{d,n}^k z_{d,n'}^k}\right]. \end{aligned}$$

As for \mathcal{L}_d^3 , we follow the idea in Laplace approximation [18] by rewriting $p(\theta_d) = Dir(\alpha)$ as the logistic normal distribution with mean μ^0 and covariance matrix Σ^0 . each dimension of them can be computed by:

$$\mu_{0,k} = \log \alpha_k - \frac{1}{K} \sum_i \alpha_i, \quad \Sigma_{0,k,k} = \frac{1}{\alpha_k} \left(1 - \frac{2}{K}\right) + \frac{1}{K^2} \sum_i \frac{1}{\alpha_i}. \quad (\text{S12})$$

Then, the KL divergence \mathcal{L}_d^3 can be computed between two logistic normal distribution:

$$\mathcal{L}_d^3 = \frac{1}{2} \left\{ Tr(\Sigma_0^{-1} \Sigma_d) + (\mu_d - \mu_0)^T \Sigma_0^{-1} (\mu_d - \mu_0) - K + \log \frac{|\Sigma_0|}{|\Sigma_d|} \right\}, \quad (\text{S13})$$

where diagonal covariance $\Sigma_d = diag(\delta_d)$ returns a square diagonal matrix with the elements of vector δ_d on the main diagonal.

In term of \mathcal{L}_d^4 , we have:

$$\mathcal{L}_d^4 = \sum_{n=1}^{N_d} \varphi_{d,n} \cdot (\log \varphi_{d,n} - E_{q(\theta_d|G_d)}[\log \theta_d]), \quad (\text{S14})$$

where $E_{q(\theta_d|G_d)}[\log \theta_d]$ can also be computed analytically if $q(\theta_d|G_d)$ is Dirichlet distribution because $\log \theta_d$ is the sufficient statistics. However, we still use the sampling strategy to approximate its value, which is more general and can also be applied for more flexible situations without conjugate distributions, such as [1, 20].

Algorithm 1: The Generative Process of Graph Neural Topic Model

1. Draw the topic proportion of the document d , $\theta_d \sim Dir(\alpha)$.
 2. Draw topic for n -th word $z_{d,n} \sim Multi(\theta_d)$, $n = 1, 2, \dots, N$.
 3. Draw the graph structure $G_d^o \sim p(G_d^o|Z_d)$ using Equation 4.
 4. Draw the word set $p(V_d|G_d^o, Z_d, \beta)$ using Equation 6.
-

Algorithm 2: The Generative Process of Latent Dirichlet Allocation

1. Draw the topic proportion of the document d , $\theta_d \sim Dir(\alpha)$.
 2. Draw topic for n -th word $z_{d,n} \sim Multi(\theta_d)$, $n = 1, 2, \dots, N$.
 3. Draw the word set $p(V_d|Z_d, \beta) = \prod_{n=1}^{N_d} p(w_{d,n}|z_{d,n}, \beta^v) = \prod_{n=1}^{N_d} Multi(\beta_{z_{d,n}}^v)$.
-

A.3 Proof of Corollary 1

Proof. Here, to provide one intuitive comparison, we first show the generative processes of GNTM and Latent Dirichlet Allocation (LDA) [2] in Algorithm 1 and 2, respectively. Then, for each document d , we refer to the variational family $q(\theta_d, Z_d|V_d)$ and objective function, i.e., ELBO, of LDA under our mathematical notation:

$$q(\theta_d, Z_d|V_d) = q(\theta_d; \gamma_d) \prod_{n=1}^{N_d} q(z_{d,n}; \varphi_{d,n})$$

$$\mathcal{L}_d^{LDA} = E_{q(Z_d)}[\log q(V_d|Z_d; \beta^v)] - KL[q(\theta_d)||p(\theta_d)] - E_{q(\theta)}\left[\sum_{n=1}^{N_d} KL[q(z_{d,n})||p(z_{d,n}|\theta_d)]\right], \quad (\text{S15})$$

where $q(z_{d,n}; \varphi_{d,n})$ is a multinomial distribution with parameter $\varphi_{d,n}$ and $q(\theta_d; \gamma_d)$ is a Dirichlet distribution with parameter γ_d ; The first term can be further derived as $\sum_{n=1}^{N_d} \varphi_{d,n} \cdot \log \beta_{z_{d,n}}^v$.

By comparing the Equation S8 and S15, we can find that \mathcal{L}_d^3 and \mathcal{L}_d^4 is same as the last two terms in \mathcal{L}_d^{LDA} except that $q(\theta_d|G_d)$ is the Laplace approximation of the Dirichlet distribution.

In addition, we can find that if $E_{d,k} = \emptyset$, both terms in Equation S10 will vanish to 0. In other words, \mathcal{L}_d^1 will reduce to 0 if $E_{d,k} = \emptyset$. Meanwhile, based on the discussion about Equation S1, we can find that \mathcal{L}_d^2 will reduce to the following function:

$$\begin{aligned} \mathcal{L}_d^2(E_d^o = \emptyset) &= E_{q(Z_d|G_d)} \left[\sum_{k=1}^K \log p(V_{d,k}|G_{d,k}^o, E_{d,k}^o = \emptyset; \beta_k) \right] \\ &= E_{q(Z_d|G_d)} \left[\sum_{k=1}^K \sum_{w \in V_{d,k}} \log \beta_{k,w}^v \right] = E_{q(Z_d|G_d)} \left[\sum_{n=1}^{N_d} \log \beta_{z_{d,n},w}^v \right] = \sum_{n=1}^{N_d} \varphi_{d,n} \cdot \log \beta_{.,w}^v, \end{aligned} \quad (\text{S16})$$

which indicates that \mathcal{L}_d^2 reduce to the first term in \mathcal{L}_d^{LDA} .

In sum, we can conclude that the objective of GNTM \mathcal{L}_d in Equation 9 will be same as the ELBO \mathcal{L}_d^{LDA} of LDA if the edge set E_d of the document graph G_d is a empty set, except that we approach the Dirichlet distribution by the Laplace approximation. \square

A.4 Dataset Statistics

The statistics of the datasets in experiments are shown in Table S2. The links of the datasets can be found in the footnote: 20 News Group (**20NG**) [13]¹, Tag My News (**TMN**) [19]², the British National Corpus (**BNC**) [4]³, **Reuters** extracted from the Reuters-21578 dataset⁴. In particular, the stop word list is same as that in `gensim` package⁵. The frequency threshold to filter out low-frequency words is set as 20 for 20NS, 5 for TMN, 120 for BNC, and 10 for Reuters. The frequency threshold to filter out low-frequency dependency edges is set as 10 for 20NG, 3 for TMN, 40 for BNC, and 15 for Reuters.

Table S2: The statistics of the datasets.

	Docs	Data split (train/val/test)	Vocabulary	Word token	Edge set	Edge token	Label
20NG	17679	7105/3517/7057	9161	1265888	33758	665502	20
TMN	26171	18973/2428/4770	5572	138875	6799	44658	7
BNC	16963	14966/998/999	9401	6736890	28756	2089104	N/A
Reuters	10727	6757/965/3005	5907	675982	16668	857146	N/A

A.5 Detailed Experimental Setup

We reproduced all baselines with the guidance of original papers and the codes provided by the original authors or other widely used sources. The code links of them can be found in the footnote: 1) **LDA** [2]⁶; 2) **GSM** [16]⁷; 3) **ProdLDA** [18]⁸; 4) **ETM** [6]⁹; 5) **GraphBTM** [21]¹⁰; 6) **iDocNADE** and **iDocNADEe** [8]¹¹; 7) **TopicRNN** [7]¹²; Actually, we also tried to reproduce the **GaussianLDA** [5] as a baseline, which also introduces word embedding into topic modeling, like ETM and GNTM. However, GaussianLDA is highly time-costing in practice if there is a large

¹<http://qwone.com/~jason/20Newsgroups/>

²<http://acube.di.unipi.it/tmn-dataset/>

³<https://www.sketchengine.eu/british-national-corpus/>

⁴<https://trec.nist.gov/data/reuters/reuters.html>

⁵<https://radimrehurek.com/gensim/>

⁶<https://radimrehurek.com/gensim/models/ldamodel.html>

⁷<https://github.com/linkstrife/NVDM-GSM>

⁸https://github.com/akashgit/autoencoding_vi_for_topic_models

⁹<https://github.com/adjieng/ETM>

¹⁰<https://github.com/valdersoul/GraphBTM>

¹¹<https://github.com/pgcool/iDocNADEe>

¹²<https://github.com/narratives-of-war/topic-rnn>

vocabulary size, like that in our case. Without specific description, the parameters of baselines are the same as those recommended by the original paper or the official code. In particular, we set word embedding size in GSM and ETM as 300, same as that in GNTM, to provide a fair comparison.

As for GNTM, we set all main hyper-parameters as $s = 5$, $\alpha = 1.0$, $L = H = 300$, and $Y = 64$. In particular, Figure S1 shows the parameter analysis of the window size s , which is the most important parameter, based on 20NG dataset with the fixing number of topics $K = 20$. As the result shows, we can find that when $s = 5$, GNTM achieves best topic coherence both on NPMI and C_v metrics with high topic diversity. Therefore, we set $s = 5$ in our experiments. The Glove word embeddings [17] used in GNTM and ETM can be downloaded in this link ¹³. In the optimization, we followed [16] and alternately updated the decoder parameters with topic representation and the encoder parameters. Only one sample is used in neural variational inference for θ_d and Z_d if needed. We use Adam [11] optimizer with the initial learning rate of 0.001 and decay it by a factor of 2 if the validation loss has not improved in 5 epochs and terminate training once the learning rate has decayed a total of 5 times. The batch size is set as 100. In particular, we pre-trained our model without the restructure of the graph structure in the first 15 epochs or 2000 iterations, which benefits for the robustness of our model empirically. Following [9], the temperature τ for the STGS estimator [9] is annealed from 1.0 to 0.3 using the schedule $\tau = \max(0.3, \exp(-\eta \text{iter}))$ of the global training step iter , where τ is updated every 1000 steps and $\eta = 0.00003$.

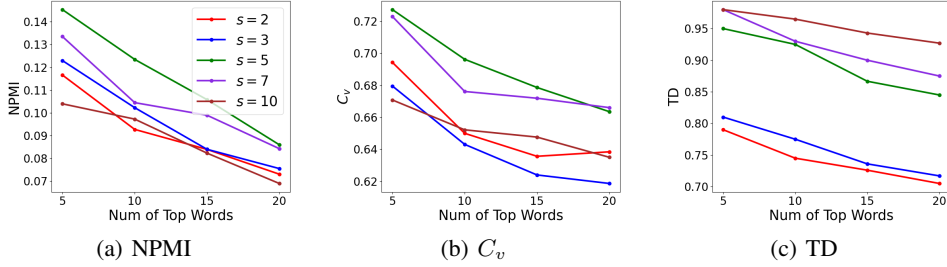


Figure S1: The parameter analysis of the window size s on 20NG dataset with $K = 20$. We show both topic coherence measurements, i.e., NPMI and C_v , and topic diversity based on varying numbers of top words of each topic as the metrics.

A.6 The oblation study

Here, we explore the impact of representing topics with a distribution over word dependency edges on the interpretability in our model. To be specific, we construct a variant of GNTM by removing the distribution over edges from topics, namely GNTM w/o β^e . Different from the description in Section 3.1.2, we assume that words are independent from each other given the topic assignments Z_d . In other words, different from Equation (6), we formulate $P(V_d|Z_d, G_d^o)$ as:

$$p(V_d|Z_d, G_d^o; \beta^v) = \prod_{n=1}^{N_d} \beta_{z_{d,n}, w_{d,n}}^v. \quad (\text{S17})$$

Then, we can re-derive the loss function based on Equation (9). The experimental results on 20NG dataset are showed in Table S3. It demonstrates that removing the distribution over edges from topics causes the decrease of interpretability of topics.

A.7 More Experimental Results

Here, we show more experimental results on topic quality with varying top words in Table S4-S15 and detailed results on document cluster with standard deviation in Table S16 and S17. Same as the description in Section 4.2, we can find that GNTM outperforms other baselines in terms of topic coherence with high topic diversity under all settings consistently. Note that, although iDcoNAde can outperform GNTM on TMN dataset based on C_v metric with top 10, 15 or 20 words, I still think

¹³<https://nlp.stanford.edu/projects/glove/>

Table S3: The oblation study on the impact of representing topics with a distribution over edges.

		Num. of topic	20	30	50	70	100
NPMI	GNTM		0.1235	0.1074	0.0807	0.0710	0.0587
	GNTM w/o β^e		0.0994	0.0953	0.0791	0.0701	0.0386
C_v	GNTM		0.6962	0.6605	0.6328	0.6222	0.5939
	GNTM w/o β^e		0.6479	0.6445	0.6055	0.5924	0.5532
TD	GNTM		0.9110	0.8759	0.8352	0.7231	0.5530
	GNTM w/o β^e		0.9000	0.9000	0.7700	0.4900	0.3700

iDcoNADE is uncomparative due to the unignored gap compared with most of other baselines on NPMI metric, which has been demonstrated to be highly consistent with the human evaluated the quality of the topics [14], and topic diversity, where lower value indicates redundant topics.

Table S4: The performance of topic coherence based on NPMI metric with top 5 words.

	20NG					TMN					
	20	30	50	70	100	20	30	50	70	100	
LDA	0.0856±0.0027	0.0617±0.0217	0.0541±0.0156	0.0503±0.0142	0.0305±0.0119	-0.0590±0.0090	-0.1045±0.0223	-0.1359±0.0087	-0.1719±0.0097	-0.1036±0.0132	
GSM	0.1049±0.0257	0.1032±0.0208	0.1046±0.0129	0.0846±0.0114	0.0778±0.0063	0.0217±0.0346	0.0299±0.0152	0.0291±0.0178	-0.0246±0.0108	-0.1776±0.0182	
ProdLDA	0.0544±0.0544	0.0450±0.0349	0.0167±0.0350	0.0071±0.0220	-0.0108±0.0283	-0.1292±0.0446	-0.1802±0.0196	-0.2220±0.0226	-0.2482±0.0248	-0.2656±0.0164	
ETM	0.0912±0.0135	0.0866±0.0092	0.0730±0.0087	0.0591±0.0067	0.0555±0.0062	0.0016±0.0091	0.0099±0.0031	-0.0062±0.0121	-0.0255±0.0107	-0.0369±0.0088	
GraphBTM	0.0383±0.0030	0.0448±0.0188	0.0646±0.0029	0.0366±0.0321	-0.0062±0.0578	-0.1534±0.0174	-0.1552±0.0073	-0.2438±0.0131	-0.2831±0.0148	-0.2922±0.0065	
iDocNADE	-0.0608±0.0397	-0.0801±0.0410	-0.1141±0.0393	-0.1290±0.0347	-0.1550±0.0195	-0.5393±0.0372	-0.5180±0.0343	-0.4840±0.0255	-0.4588±0.0241	-0.4445±0.0199	
iDocNADEe	-	-	-0.0236±0.0578	-	-0.0853±0.0533	-	-	-0.4712±0.0144	-	-0.4569±0.0118	
TopicRNN	-0.1403±0.0124	-0.1956±0.0236	-0.2795±0.0088	-0.3036±0.0092	-0.3159±0.0143	-0.4229±0.0354	-0.4100±0.0151	-0.4063±0.0270	-0.4066±0.0252	-0.4119±0.0096	
GNTM	0.1453±0.0128	0.1284±0.0073	0.1084±0.0190	0.1049±0.0026	0.0888±0.0070	-0.0192±0.0143	0.0005±0.0151	0.0284±0.0074	0.0428±0.0071	0.0607±0.0178	
		BNC					Reuters				
		20	30	50	70	100	20	30	50	70	100
LDA	0.0929±0.0083	0.0886±0.0115	0.1077±0.0160	0.1087±0.0201	0.1025±0.0186	0.0916±0.0110	0.0994±0.0176	0.0866±0.0127	0.0769±0.0110	0.0518±0.0177	
GSM	0.0989±0.0031	0.1138±0.0021	0.1179±0.0061	0.0935±0.0191	0.0750±0.0037	0.1284±0.0080	0.1305±0.0079	0.0968±0.0178	0.0637±0.0165	0.0561±0.0080	
ProdLDA	0.0950±0.0108	0.0902±0.0184	0.0807±0.0064	0.0471±0.0128	0.0373±0.0070	0.0842±0.0230	0.0926±0.0194	0.0983±0.0126	0.0665±0.0045	0.0693±0.0214	
ETM	0.1055±0.0071	0.0934±0.0030	0.0874±0.0030	0.0821±0.0067	0.0741±0.0046	0.1040±0.0127	0.0878±0.0125	0.0852±0.0098	0.0719±0.0043	0.0686±0.0048	
GraphBTM	0.0173±0.0088	0.0077±0.0101	0.0291±0.0121	0.0401±0.0173	0.0057±0.0014	0.0762±0.0027	0.0711±0.0118	0.0706±0.0068	0.0748±0.0164	0.0552±0.0216	
iDocNADE	-0.0146±0.0487	-0.0321±0.0378	-0.0921±0.0350	-0.1257±0.0159	-0.1370±0.0142	-0.0517±0.0420	-0.1184±0.0574	-0.1652±0.0445	-0.1913±0.0214	-0.2176±0.0113	
iDocNADEe	-	-	-0.0687±0.0145	-	-0.1506±0.0115	-	-	-0.1369±0.0235	-	-0.2299±0.0039	
TopicRNN	-0.0592±0.0326	-0.1439±0.0304	-0.1934±0.0150	-0.2318±0.0124	-0.2607±0.0124	-0.2290±0.0462	-0.2637±0.0169	-0.3218±0.0180	-0.3367±0.0186	-0.3553±0.0111	
GNTM	0.1268±0.0126	0.1179±0.0065	0.1107±0.0059	0.1122±0.0058	0.1048±0.0040	0.1392±0.0160	0.1445±0.0173	0.1395±0.0061	0.1171±0.0075	0.0972±0.0088	

Table S5: The performance of topic coherence based on C_v metric with top 5 words.

	20NG					TMN					
	20	30	50	70	100	20	30	50	70	100	
LDA	0.6825±0.0251	0.6486±0.0289	0.6437±0.0128	0.6251±0.0159	0.6087±0.0119	0.4047±0.0149	0.3841±0.0185	0.3592±0.0102	0.3419±0.0093	0.4148±0.0113	
GSM	0.6795±0.0270	0.6634±0.0134	0.6526±0.0163	0.6276±0.0088	0.6373±0.0065	0.5152±0.0339	0.5274±0.0133	0.5060±0.0239	0.4056±0.0164	0.1770±0.0209	
ProdLDA	0.6212±0.0611	0.6136±0.0489	0.5823±0.0313	0.5820±0.0261	0.5596±0.0180	0.3601±0.0330	0.3231±0.0126	0.2887±0.0098	0.2883±0.0108	0.2841±0.0055	
ETM	0.6779±0.0229	0.6690±0.0165	0.6604±0.0065	0.6420±0.0086	0.6340±0.0092	0.5101±0.0244	0.5223±0.0062	0.5036±0.0157	0.4946±0.0181	0.4797±0.0081	
GraphBTM	0.6010±0.0042	0.6073±0.0252	0.6369±0.0083	0.5909±0.0477	0.5467±0.0664	0.2237±0.0102	0.2584±0.0110	0.2840±0.0072	0.2742±0.0045	0.2762±0.0074	
iDocNADE	0.4769±0.0288	0.4526±0.0290	0.4283±0.0286	0.4119±0.0163	0.3901±0.0074	0.3779±0.0211	0.3613±0.0164	0.3543±0.0097	0.3471±0.0078	0.3427±0.0078	
iDocNADEe	-	-	0.4716±0.0464	-	0.4195±0.0378	-	-	-0.3393±0.0078	-	-0.3284±0.0096	
TopicRNN	0.4546±0.0313	0.3939±0.0251	0.3231±0.0073	0.3040±0.0079	0.3061±0.0130	0.3467±0.0251	0.3326±0.0146	0.3181±0.0153	0.3122±0.0070	0.3097±0.0096	
GNTM	0.7272±0.0118	0.6951±0.0054	0.6749±0.0158	0.6752±0.0081	0.6584±0.0066	0.4819±0.0069	0.5208±0.0168	0.5610±0.0121	0.5784±0.0090	0.5938±0.0173	
		BNC					Reuters				
		20	30	50	70	100	20	30	50	70	100
LDA	0.6376±0.0086	0.6394±0.0120	0.6639±0.0063	0.6669±0.0078	0.6638±0.0037	0.5862±0.0080	0.5985±0.0203	0.5803±0.0066	0.5703±0.0094	0.5494±0.0150	
GSM	0.6375±0.0046	0.6540±0.0042	0.6573±0.0097	0.6300±0.0136	0.5966±0.0040	0.6489±0.0085	0.6461±0.0082	0.6083±0.0181	0.5807±0.0196	0.5898±0.0111	
ProdLDA	0.6449±0.0145	0.6293±0.0071	0.6193±0.0155	0.5858±0.0130	0.5738±0.0083	0.6272±0.0343	0.6179±0.0213	0.6157±0.0153	0.5788±0.0077	0.5681±0.0142	
ETM	0.6653±0.0083	0.6436±0.0040	0.6337±0.0059	0.6217±0.0064	0.6115±0.0091	0.6090±0.0162	0.6047±0.0095	0.6051±0.0105	0.5916±0.0059	0.5905±0.0054	
GraphBTM	0.5218±0.0133	0.5061±0.0158	0.5317±0.0184	0.5569±0.0298	0.4954±0.0022	0.6033±0.0060	0.5925±0.0121	0.5975±0.0061	0.6015±0.0235	0.5747±0.0303	
iDocNADE	0.5157±0.0451	0.5008±0.0276	0.4539±0.0359	0.4220±0.0121	0.4133±0.0137	0.5407±0.0334	0.5061±0.0437	0.4563±0.0351	0.4217±0.0043	0.4061±0.0023	
iDocNADEe	-	-	0.4563±0.0164	-	0.3775±0.0130	-	-	-	0.4413±0.0256	-0.3748±0.0081	
TopicRNN	0.5164±0.0464	0.4442±0.0417	0.3804±0.0111	0.3443±0.0206	0.3186±0.0090	0.3445±0.0272	0.3316±0.0204	0.2995±0.0186	0.2957±0.0064	0.2803±0.0076	
GNTM	0.6868±0.0204	0.6780±0.0114	0.6664±0.0056	0.6677±0.0074	0.6583±0.0038	0.6696±0.0117	0.6612±0.0175	0.6455±0.0084	0.6298±0.0116	0.6151±0.0065	

Table S6: The performance of topic diversity with top 5 words.

	20NG					TMN				
	20	30	50	70	100	20	30	50	70	100
LDA	0.8380±0.0117	0.8450±0.0222	0.8464±0.0246	0.8640±0.0138	0.8816±0.0129	0.9900±0.0089	0.9958±0.0056	0.9944±0.0020	0.9940±0.0019	0.8816±0.0242
GSM	0.7380±0.0453	0.7128±0.0439	0.6920±0.0188	0.5682±0.0185	0.3628±0.0254	0.9720±0.0117	0.9586±0.0245	0.6472±0.0416	0.2874±0.0141	0.0608±0.0143
ProdLDA	0.9420±0.0147	0.8810±0.0271	0.7944±0.0213	0.7534±0.0272	0.7104±0.0146	0.8600±0.0374	0.6742±0.0363	0.7016±0.0531	0.7124±0.0641	0.6956±0.0397
ETM	0.8520±0.0319	0.7876±0.0090	0.6880±0.0152	0.6474±0.0100	0.5788±0.0086	0.9640±0.0224	0.9158±0.0209	0.7648±0.0174	0.6888±0.0132	0.5804±0.0160
GraphBTM	0.3080±0.0214	0.2385±0.0770	0.2776±0.0362	0.2682±0.0768	0.4380±0.1570	0.4120±0.0954	0.4785±0.0114	0.7712±0.0265	0.8185±0.0290	0.7856±0.0194
iDocNADE	0.7280±0.0376	0.6662±0.0311	0.6504±0.0280	0.6380±0.0217	0.6120±0.0100	0.5360±0.0242	0.4850±0.0155	0.3936±0.0169	0.3368±0.0201	0.2800±0.0066
iDocNADEe	-	-	0.5776±0.0635	-	0.5628±0.0059	-	-	0.4280±0.0173	-	0.3728±0.0159
TopicRNN	0.9800±0.0063	0.9676±0.0108	0.9768±0.0047	0.9752±0.0052	0.9536±0.0062	0.7160±0.0595	0.7316±0.0369	0.6392±0.0266	0.6206±0.0202	0.6304±0.0141
GNTM	0.9540±0.0102	0.9251±0.0179	0.9016±0.0190	0.8037±0.0324	0.6528±0.0217	1.0000±0.0000	1.0000±0.0000	0.9984±0.0032	0.9940±0.0019	0.9368±0.0372
BNC										
	BNC					Reuters				
	20	30	50	70	100	20	30	50	70	100
LDA	0.8080±0.0421	0.8234±0.0483	0.8368±0.0250	0.8452±0.0069	0.8516±0.0062	0.6500±0.0141	0.6690±0.0311	0.6776±0.0130	0.6882±0.0204	0.6964±0.0102
GSM	0.8200±0.0253	0.7744±0.0184	0.7176±0.0161	0.6018±0.0440	0.4140±0.0133	0.6060±0.0488	0.5717±0.0225	0.5240±0.0378	0.3916±0.0439	0.2376±0.0165
ProdLDA	0.9140±0.0287	0.8636±0.0125	0.7904±0.0169	0.7368±0.0206	0.6340±0.0252	0.9580±0.0117	0.9104±0.0150	0.8360±0.0143	0.7712±0.0130	0.6748±0.0118
ETM	0.9380±0.0133	0.8943±0.0108	0.8112±0.0117	0.7564±0.0148	0.6896±0.0246	0.8940±0.0427	0.8462±0.0168	0.7560±0.0181	0.6734±0.0122	0.5636±0.0189
GraphBTM	0.1700±0.0603	0.1211±0.0670	0.1776±0.0360	0.2008±0.0549	0.1536±0.0267	0.1940±0.0185	0.1665±0.0084	0.1776±0.0419	0.1997±0.0075	0.2444±0.0345
iDocNADE	0.5980±0.0279	0.6022±0.0274	0.6392±0.0452	0.6492±0.0629	0.6276±0.0414	0.5320±0.0337	0.5264±0.0250	0.4816±0.0130	0.4628±0.0103	0.4460±0.0132
iDocNADEe	-	-	0.6904±0.0255	-	0.6296±0.0051	-	-	0.5528±0.0223	-	0.4762±0.0129
TopicRNN	0.9880±0.0117	0.9810±0.0077	0.9832±0.0064	0.9746±0.0040	0.9676±0.0066	0.9640±0.0150	0.9612±0.0065	0.9624±0.0149	0.9606±0.0103	0.9508±0.0116
GNTM	0.9820±0.0117	0.9598±0.0164	0.9024±0.0203	0.7990±0.0762	0.7056±0.0589	0.9060±0.0150	0.8582±0.0265	0.8024±0.0235	0.7874±0.0167	0.7440±0.0102

Table S7: The performance of topic coherence based on NPMI metric with top 10 words.

	20NG					TMN				
	20	30	50	70	100	20	30	50	70	100
LDA	0.0552±0.0133	0.0425±0.0172	0.0209±0.0098	0.0069±0.0106	-0.0156±0.0047	-0.1222±0.0100	-0.1655±0.0096	-0.2152±0.0088	-0.2447±0.0040	-0.1714±0.0087
GSM	0.0902±0.0181	0.0872±0.0023	0.0767±0.0117	0.0560±0.0063	0.0543±0.0052	-0.0249±0.0048	-0.0289±0.0076	-0.0040±0.0113	-0.0335±0.0058	-0.1607±0.0093
ProdLDA	0.0059±0.0265	-0.0017±0.0286	-0.0296±0.0195	-0.0410±0.0190	-0.0511±0.0237	-0.1900±0.0324	-0.2019±0.0154	-0.2348±0.0176	-0.2603±0.0220	-0.2842±0.0132
ETM	0.0750±0.0097	0.0749±0.0088	0.0549±0.0051	0.0423±0.0043	0.0328±0.0017	-0.0391±0.0216	-0.0505±0.0122	-0.0594±0.0140	-0.0677±0.0080	-0.0829±0.0081
GraphBTM	0.0309±0.0017	0.0372±0.0163	0.0509±0.0019	0.0271±0.0295	-0.0271±0.0546	-0.1460±0.0113	-0.1732±0.0098	-0.2541±0.0021	-0.2883±0.0048	-0.3020±0.0041
iDocNADE	-0.1679±0.0179	-0.1960±0.0157	-0.2180±0.0154	-0.2208±0.0122	-0.2370±0.0147	-0.5261±0.0202	-0.5054±0.0105	-0.4744±0.0132	-0.4555±0.0091	-0.4409±0.0118
iDocNADEe	-	-	-0.1197±0.0592	-	-0.1680±0.0583	-	-	-0.4601±0.0145	-	-0.4492±0.0055
TopicRNN	-0.1959±0.0061	-0.2398±0.0217	-0.2950±0.0052	-0.3154±0.0041	-0.3332±0.0089	-0.4500±0.0197	-0.4289±0.0093	-0.4327±0.0137	-0.4334±0.0076	-0.4311±0.0037
GNTM	0.1235±0.0132	0.1074±0.0111	0.0807±0.0105	0.0710±0.0022	0.0587±0.0066	-0.0327±0.0137	-0.0273±0.0101	-0.0235±0.0041	-0.0253±0.0018	-0.0245±0.0179
BNC										
	BNC					Reuters				
	20	30	50	70	100	20	30	50	70	100
LDA	0.0749±0.0052	0.0712±0.0131	0.0820±0.0130	0.0743±0.0142	0.0669±0.0197	0.0753±0.0085	0.0651±0.0157	0.0474±0.0106	0.0297±0.0134	0.0019±0.0092
GSM	0.0798±0.0023	0.0895±0.0022	0.0893±0.0029	0.0792±0.0084	0.0578±0.0015	0.1018±0.0072	0.0965±0.0055	0.0640±0.0096	0.0269±0.0119	0.0220±0.0032
ProdLDA	0.0694±0.0129	0.0628±0.0137	0.0417±0.0043	0.0218±0.0101	0.0141±0.0013	0.0232±0.0146	0.0329±0.0106	0.0289±0.0050	0.0099±0.0051	0.0224±0.0106
ETM	0.0883±0.0066	0.0794±0.0062	0.0720±0.0027	0.0680±0.0046	0.0634±0.0034	0.0609±0.0079	0.0572±0.0057	0.0476±0.0098	0.0369±0.0031	0.0317±0.0046
GraphBTM	0.0195±0.0051	0.0076±0.0117	0.0231±0.0106	0.0364±0.0165	0.0024±0.0068	0.0427±0.0062	0.0441±0.0085	0.0467±0.0059	0.0402±0.0103	0.0175±0.0226
iDocNADE	-0.0426±0.0288	-0.0660±0.0309	-0.1228±0.0214	-0.1637±0.0246	-0.1792±0.0088	-0.1433±0.0197	-0.2049±0.0245	-0.2464±0.0162	-0.2623±0.0149	-0.2832±0.0067
iDocNADEe	-	-	-0.1002±0.0066	-	-0.1673±0.0069	-	-	-0.2160±0.0064	-	-0.2773±0.0049
TopicRNN	-0.1022±0.0159	-0.1668±0.0240	-0.2077±0.0141	-0.2440±0.0134	-0.2770±0.0103	-0.2565±0.0278	-0.2971±0.0141	-0.3311±0.0078	-0.3475±0.0023	-0.3570±0.0054
GNTM	0.0967±0.0054	0.0971±0.0048	0.0884±0.0021	0.0893±0.0042	0.0836±0.0033	0.0965±0.0086	0.0945±0.0080	0.0835±0.0050	0.0543±0.0081	0.0417±0.0051

Table S8: The performance of topic coherence based on C_v metric with top 10 words.

	20NG					TMN				
	20	30	50	70	100	20	30	50	70	100
LDA	0.6182±0.0153	0.5953±0.0313	0.5807±0.0136	0.5521±0.0110	0.5259±0.0041	0.2907±0.0072	0.2969±0.0078	0.3064±0.0076	0.3260±0.0056	0.3342±0.0060
GSM	0.6393±0.0256	0.6189±0.0151	0.5991±0.0183	0.5656±0.0066	0.5652±0.0078	0.4332±0.0166	0.4203±0.0092	0.4002±0.0103	0.3024±0.0121	0.1955±0.0117
ProdLDA	0.5799±0.0372	0.5605±0.0425	0.5121±0.0218	0.5131±0.0254	0.4909±0.0145	0.3206±0.0167	0.3059±0.0109	0.3129±0.0132	0.3343±0.0196	0.3599±0.0171
ETM	0.6421±0.0156	0.6365±0.0148	0.6077±0.0072	0.5916±0.0079	0.5745±0.0026	0.4320±0.0238	0.4259±0.0194	0.4199±0.0124	0.4211±0.0124	0.4033±0.0024
GraphBTM	0.5268±0.0058	0.5452±0.0333	0.5797±0.0072	0.5253±0.0650	0.4480±0.0778	0.2128±0.0147	0.2570±0.0074	0.3400±0.0034	0.3639±0.0092	0.3799±0.0018
iDocNADE	0.4422±0.0282	0.4319±0.0161	0.4418±0.0123	0.4309±0.0060	0.4224±0.0085	0.5825±0.0190	0.5656±0.0114	0.5410±0.0109	0.5249±0.0085	0.5147±0.0099
iDocNADEe	-	-	0.3894±0.0143	-	0.3942±0.0106	-	-	0.5292±0.0109	-	0.5196±0.0057
TopicRNN	0.4029±0.0249	0.3947±0.0170	0.3779±0.0090	0.3943±0.0124	0.4089±0.0131	0.5169±0.0203	0.5066±0.0085	0.5083±0.0097	0.5091±0.0073	0.5086±0.0041
GNTM	0.6962±0.0126	0.6605±0.0094	0.6328±0.0108	0.6222±0.0055	0.5939±0.0091	0.3977±0.0117	0.4237±0.0155	0.4489±0.0114	0.4585±0.0071	0.4521±0.0163
BNC										
	BNC					Reuters				
	20	30	50	70	100	20	30	50	70	100
LDA	0.5705±0.0077	0.5815±0.0107	0.5969±0.0051	0.5983±0.0062	0.5938±0.0136	0.5327±0.0085	0.5273±0.0261	0.5102±0.0086	0.4951±0.0141	0.4622±0.0135
GSM	0.5755±0.0062	0.5912±0.0070	0.5863±0.0051	0.5573±0.0125	0.5122±0.0035	0.5868±0.0167	0.5732±0.0037	0.5252±0.0112	0.4817±0.0215	0.4678±0.0067
ProdLDA	0.5793±0.0220	0.5620±0.0098	0.5321±0.0129	0.5047±0.0096	0.4907±0.0098	0.5337±0.0118	0.5290±0.0217	0.5249±0.0107	0.4954±0.0121	0.4978±0.0091
ETM	0.6071±0.0044	0.5918±0.0082	0.5740±0.0073	0.5591±0.0078	0.5465±0.0081	0.5494±0.0100	0.5362±0.0039	0.5312±0.0085	0.5138±0.0046	0.5073±0.0081
GraphBTM	0.4368±0.0156	0.4008±0.0326	0.4413±0.0306	0.4793±0.0459	0.3825±0.0026	0.5017±0.0105	0.4986±0.0154	0.5032±0.0086	0.4966±0.0227	0.4619±0.0433
iDocNADE	0.4349±0.0201	0.4255±0.0237	0.3963±0.0239	0.3868±0.0103	0.3823±0.0145	0.5116±0.0142	0.4859±0.0158	0.4651±0.0140	0.4569±0.0073	0.4632±0.0041
iDocNADEe	-	-	0.3350±0.0099	-	0.3091±0.0082	-	-	0.3885±0.0108	-	0.4154±0.0082
TopicRNN	0.4139±0.0318	0.3598±0.0261	0.3176±0.0065	0.3015±0.0041	0.2943±0.0063	0.3776±0.0155	0.3900±0.0098	0.4120±0.0053	0.4345±0.0083	0.4524±0.0108
GNTM	0.6218±0.0137	0.6253±0.0104	0.6067±0.0037	0.6024±0.0070	0.5930±0.0032	0.5917±0.0048	0.5781±0.0150	0.5623±0.0116	0.5276±0.0133	0.5154±0.0086

Table S9: The performance of topic diversity with top 10 words.

	20NG					TMN				
	20	30	50	70	100	20	30	50	70	100
LDA	0.7900±0.0130	0.8158±0.0222	0.8176±0.0125	0.8256±0.0087	0.8274±0.0109	0.9840±0.0086	0.9964±0.0031	0.9936±0.0020	0.9912±0.0035	0.8066±0.0156
GSM	0.7040±0.0271	0.6924±0.0349	0.6368±0.0131	0.5156±0.0234	0.3246±0.0188	0.9530±0.0125	0.9176±0.0210	0.6100±0.0363	0.2632±0.0155	0.0600±0.0091
ProdLDA	0.9300±0.0077	0.8582±0.0152	0.7628±0.0139	0.7038±0.0162	0.6356±0.0064	0.7890±0.0278	0.6302±0.0339	0.5992±0.0647	0.6108±0.0634	0.6056±0.0415
ETM	0.8550±0.0327	0.7796±0.0119	0.6636±0.0054	0.6092±0.0019	0.5412±0.0084	0.9540±0.0222	0.8976±0.0120	0.7380±0.0145	0.6470±0.0091	0.5502±0.0138
GraphBTM	0.2780±0.0121	0.2211±0.0565	0.2556±0.0211	0.2404±0.0605	0.3936±0.1320	0.4450±0.0875	0.5091±0.0216	0.6960±0.0125	0.7306±0.0171	0.6902±0.0135
iDocNADE	0.7160±0.0337	0.6636±0.0181	0.6428±0.0200	0.6166±0.0134	0.5892±0.0121	0.5850±0.0235	0.4990±0.0242	0.3940±0.0109	0.3246±0.0081	0.2714±0.0059
iDocNADEe	-	-	0.5448±0.0416	-	0.5338±0.0358	-	-	0.3904±0.0096	-	0.3238±0.0115
TopicRNN	0.9590±0.0097	0.9482±0.0141	0.9504±0.0076	0.9422±0.0065	0.9262±0.0105	0.7190±0.0493	0.6944±0.0390	0.6080±0.0258	0.5834±0.0188	0.5812±0.0151
GNTM	0.9110±0.0086	0.8759±0.0145	0.8352±0.0115	0.7231±0.0319	0.5530±0.0139	0.9990±0.0020	0.9970±0.0027	0.9932±0.0048	0.9870±0.0045	0.9014±0.0541
	BNC					Reuters				
	20	30	50	70	100	20	30	50	70	100
LDA	0.7770±0.0466	0.7776±0.0364	0.7692±0.0213	0.7840±0.0140	0.7890±0.0105	0.6640±0.0206	0.6742±0.0207	0.6744±0.0143	0.6730±0.0164	0.6752±0.0042
GSM	0.7630±0.0144	0.7082±0.0120	0.6280±0.0150	0.5348±0.0386	0.3586±0.0119	0.6020±0.0186	0.5530±0.0163	0.5004±0.0207	0.3646±0.0330	0.2274±0.0201
ProdLDA	0.8890±0.0285	0.8056±0.0091	0.7280±0.0125	0.6544±0.0156	0.5544±0.0126	0.9180±0.0223	0.8690±0.0224	0.7764±0.0130	0.6974±0.0080	0.5898±0.0105
ETM	0.9180±0.0103	0.8671±0.0141	0.7824±0.0098	0.7151±0.0090	0.6426±0.0143	0.8990±0.0150	0.8166±0.0055	0.7224±0.0085	0.6274±0.0080	0.5122±0.0130
GraphBTM	0.1810±0.0466	0.1383±0.0664	0.1760±0.0270	0.1804±0.0415	0.1468±0.0220	0.2020±0.0227	0.1591±0.0063	0.1700±0.0390	0.1846±0.0134	0.2356±0.0193
iDocNADE	0.6030±0.0474	0.5914±0.0316	0.6076±0.0336	0.6172±0.0498	0.5966±0.0393	0.5140±0.0224	0.4998±0.0155	0.4372±0.0180	0.4208±0.0107	0.3996±0.0056
iDocNADEe	-	-	0.6368±0.0259	-	0.6110±0.0149	-	-	0.4832±0.0077	-	0.4252±0.0035
TopicRNN	0.9710±0.0097	0.9602±0.0098	0.9592±0.0095	0.9430±0.0065	0.9414±0.0071	0.9560±0.0146	0.9508±0.0075	0.9360±0.0157	0.9256±0.0098	0.9092±0.0047
GNTM	0.9230±0.0298	0.9294±0.0142	0.8552±0.0220	0.7290±0.0752	0.6432±0.0575	0.8470±0.0163	0.7862±0.0225	0.7060±0.0178	0.6716±0.0116	0.6236±0.0112

Table S10: The performance of topic coherence based on NPMI metric with top 15 words.

	20NG					TMN				
	20	30	50	70	100	20	30	50	70	100
LDA	0.0357±0.0134	0.0241±0.0127	-0.0065±0.0091	-0.0195±0.0086	-0.0471±0.0052	-0.1700±0.0087	-0.2086±0.0040	-0.2637±0.0080	-0.2908±0.0034	-0.2186±0.0066
GSM	0.0724±0.0128	0.0634±0.0084	0.0496±0.0105	0.0312±0.0046	0.0376±0.0050	-0.0560±0.0123	-0.0667±0.0091	-0.0358±0.0106	-0.0442±0.0056	-0.1585±0.0095
ProdLDA	-0.0301±0.0151	-0.0367±0.0281	-0.0650±0.0128	-0.0754±0.0174	-0.0818±0.0183	-0.2062±0.0180	-0.2153±0.0124	-0.2488±0.0196	-0.2712±0.0224	-0.2973±0.0146
ETM	0.0611±0.0083	0.0648±0.0082	0.0425±0.0051	0.0297±0.0041	0.0173±0.0022	-0.0717±0.0174	-0.0816±0.0064	-0.0873±0.0076	-0.1002±0.0104	-0.1140±0.0065
GraphBTM	0.0273±0.0027	0.0287±0.0134	0.0403±0.0034	0.0196±0.0253	-0.0384±0.0523	-0.1573±0.0148	-0.1863±0.0091	-0.2663±0.0019	-0.2997±0.0034	-0.3135±0.0037
iDocNADE	-0.2158±0.0172	-0.2466±0.0114	-0.2605±0.0097	-0.2677±0.0084	-0.2795±0.0079	-0.5166±0.0077	-0.4966±0.0054	-0.4702±0.0077	-0.4545±0.0094	-0.4378±0.0089
iDocNADEe	-	-	-0.1779±0.0438	-	-0.2180±0.0477	-	-	-0.4561±0.0109	-	-0.4500±0.0009
TopicRNN	-0.2212±0.0051	-0.2638±0.0180	-0.3037±0.0057	-0.3264±0.0030	-0.3384±0.0069	-0.4532±0.0122	-0.4377±0.0089	-0.4421±0.0079	-0.4397±0.0026	-0.4401±0.0035
GNTM	0.1058±0.0096	0.0855±0.0082	0.0542±0.0070	0.0454±0.0035	0.0342±0.0039	-0.0539±0.0113	-0.0564±0.0078	-0.0700±0.0039	-0.0791±0.0056	-0.0747±0.0203
	BNC					Reuters				
	20	30	50	70	100	20	30	50	70	100
LDA	0.0652±0.0045	0.0632±0.0111	0.0674±0.0115	0.0586±0.0121	0.0479±0.0195	0.0605±0.0058	0.0396±0.0158	0.0180±0.0102	-0.0046±0.0125	-0.0315±0.0062
GSM	0.0671±0.0025	0.0757±0.0018	0.0762±0.0034	0.0675±0.0052	0.0503±0.0014	0.0852±0.0078	0.0711±0.0070	0.0409±0.0091	0.0115±0.0126	0.0081±0.0035
ProdLDA	0.0552±0.0129	0.0490±0.0115	0.0244±0.0042	0.0080±0.0085	0.0029±0.0102	-0.0124±0.0083	-0.0039±0.0047	-0.0041±0.0092	-0.0236±0.0082	-0.0183±0.0094
ETM	0.0776±0.0068	0.0700±0.0056	0.0648±0.0032	0.0600±0.0034	0.0546±0.0029	0.0332±0.0110	0.0287±0.0048	0.0155±0.0095	0.0060±0.0037	0.0010±0.0038
GraphBTM	0.0177±0.0030	0.0067±0.0095	0.0219±0.0115	0.0336±0.0166	-0.0012±0.0003	0.0186±0.0075	0.0235±0.0083	0.0283±0.0071	0.0210±0.0086	-0.0039±0.0241
iDocNADE	-0.0697±0.0308	-0.0917±0.0294	-0.1470±0.0196	-0.1895±0.0176	-0.1999±0.0077	-0.2190±0.0149	-0.2576±0.0176	-0.2843±0.0076	-0.3039±0.0101	-0.3196±0.0056
iDocNADEe	-	-	-0.1199±0.0069	-	-0.1773±0.0051	-	-	-0.2520±0.0064	-	-0.3019±0.0039
TopicRNN	-0.1291±0.0189	-0.1867±0.0247	-0.2243±0.0116	-0.2557±0.0113	-0.2832±0.0089	-0.2827±0.0104	-0.3108±0.0090	-0.3409±0.0057	-0.3543±0.0031	-0.3616±0.0031
GNTM	0.0832±0.0041	0.0854±0.0029	0.0760±0.0033	0.0766±0.0037	0.0705±0.0032	0.0743±0.0073	0.0610±0.0097	0.0522±0.0069	0.0205±0.0056	0.0121±0.0082

Table S11: The performance of topic coherence based on C_v metric with top 15 words.

	20NG					TMN				
	20	30	50	70	100	20	30	50	70	100
LDA	0.6047±0.0148	0.5797±0.0283	0.5521±0.0175	0.5287±0.0095	0.4992±0.0051	0.3070±0.0079	0.3403±0.0101	0.3990±0.0083	0.4302±0.0050	0.3579±0.0099
GSM	0.6184±0.0216	0.5925±0.0246	0.5672±0.0201	0.5346±0.0067	0.5388±0.0099	0.4035±0.0188	0.3941±0.0151	0.3450±0.0115	0.2613±0.0104	0.2488±0.0165
ProdLDA	0.5613±0.0176	0.5328±0.0407	0.4870±0.0114	0.4902±0.0215	0.4680±0.0129	0.3554±0.0175	0.3517±0.0100	0.3858±0.0237	0.4124±0.0297	0.4472±0.0220
ETM	0.6299±0.0164	0.6287±0.0149	0.5958±0.0074	0.5743±0.0086	0.5546±0.0043	0.4175±0.0089	0.4075±0.0091	0.4011±0.0101	0.3995±0.0100	0.4017±0.0043
GraphBTM	0.5048±0.0115	0.5135±0.0401	0.5617±0.0050	0.5038±0.0663	0.4171±0.0803	0.2642±0.0293	0.3124±0.0165	0.4162±0.0015	0.4560±0.0060	0.4698±0.0062
iDocNADE	0.4555±0.0181	0.4756±0.0130	0.4824±0.0121	0.4807±0.0068	0.4790±0.0052	0.6703±0.0073	0.6547±0.0059	0.6298±0.0094	0.6152±0.0097	0.6010±0.0082
iDocNADEe	-	-	0.3753±0.0271	-	0.4119±0.0385	-	-	0.6154±0.0115	-	0.6140±0.0019
TopicRNN	0.4283±0.0168	0.4342±0.0126	0.4426±0.0093	0.4749±0.0066	0.4925±0.0129	0.6121±0.0147	0.6032±0.0092	0.6096±0.0088	0.6108±0.0032	0.6150±0.0052
GNTM	0.6786±0.0121	0.6411±0.0091	0.6028±0.0073	0.5905±0.0039	0.5594±0.0108	0.3745±0.0109	0.3915±0.0163	0.4082±0.0077	0.4105±0.0111	0.4054±0.0042
	BNC					Reuters				
	20	30	50	70	100	20	30	50	70	100
LDA	0.5458±0.0060	0.5629±0.0101	0.5739±0.0039	0.5717±0.0075	0.5714±0.0135	0.5183±0.0095	0.4991±0.0284	0.4819±0.0112	0.4605±0.0106	0.4407±0.0091
GSM	0.5445±0.0077	0.5650±0.0068	0.5607±0.0090	0.5304±0.0106	0.4814±0.0309	0.5583±0.0162	0.5310±0.0101	0.4840±0.0093	0.4382±0.0250	0.4145±0.0082
ProdLDA	0.5510±0.0332	0.5331±0.0121	0.5007±0.0168	0.4767±0.0112	0.4651±0.0086	0.4982±0.0061	0.4927±0.0127	0.4893±0.0131	0.4653±0.0150	0.4613±0.0085
ETM	0.5839±0.0078	0.5745±0.0092	0.5592±0.0077	0.5403±0.0076	0.5228±0.0068	0.5250±0.0129	0.5008±0.0084	0.4931±0.0116	0.4780±0.0052	0.4741±0.0048
GraphBTM	0.4061±0.0113	0.3572±0.0378	0.4113±0.0424	0.4533±0.0580	0.3305±0.0021	0.4445±0.0124	0.4473±0.0163	0.4596±0.0133	0.4502±0.0197	0.4111±0.0498
iDocNADE	0.3986±0.0208	0.3962±0.0213	0.3868±0.0166	0.3936±0.0111	0.3942±0.0158	0.4895±0.0045	0.4965±0.0169	0.4898±0.0179	0.5023±0.0057	0.5126±0.0031
iDocNADEe	-	-	0.2964±0.0099	-	0.3068±0.0040	-	-	0.4121±0.0151	-	0.4672±0.0059
TopicRNN	0.3809±0.0232	0.3433±0.0208	0.3250±0.0065	0.3260±0.0052	0.3300±0.0030	0.4354±0.0096	0.4696±0.0093	0.5038±0.0060	0.5296±0.0057	0.5514±0.0104
GNTM	0.6015±0.0120	0.6041±0.0069	0.5856±0.0069	0.5807±0.0079	0.5664±0.0040	0.5526±0.0046	0.5226±0.0185	0.5127±0.0136	0.4825±0.0101	0.4755±0.0098

Table S12: The performance of topic diversity with top 15 words.

	20NG					TMN				
	20	30	50	70	100	20	30	50	70	100
LDA	0.7770±0.0147	0.7950±0.0226	0.7952±0.0196	0.7974±0.0076	0.7934±0.0094	0.9808±0.0053	0.9886±0.0033	0.9890±0.0026	0.9882±0.0013	0.6820±0.0141
GSM	0.6890±0.0161	0.6628±0.0330	0.6070±0.0149	0.4872±0.0227	0.3028±0.0155	0.9228±0.0105	0.8828±0.0238	0.5732±0.0333	0.2452±0.0172	0.0552±0.0103
ProdLDA	0.9114±0.0170	0.8330±0.0137	0.7290±0.0095	0.6672±0.0178	0.5926±0.0079	0.7430±0.0338	0.5772±0.0419	0.5376±0.0674	0.5374±0.0609	0.5436±0.0487
ETM	0.8378±0.0331	0.7556±0.0156	0.6454±0.0097	0.5802±0.0032	0.5116±0.0087	0.9390±0.0213	0.8910±0.0124	0.7164±0.0136	0.6276±0.0124	0.5264±0.0096
GraphBTM	0.2745±0.0213	0.2195±0.0424	0.2419±0.0175	0.2260±0.0581	0.3626±0.1139	0.4423±0.0776	0.5228±0.0146	0.6503±0.0077	0.6672±0.0093	0.6203±0.0133
iDocNADE	0.7146±0.0284	0.6746±0.0210	0.6448±0.0122	0.6072±0.0199	0.5786±0.0119	0.5890±0.0133	0.5058±0.0155	0.3956±0.0143	0.3274±0.0088	0.2698±0.0077
iDocNADEe	-	-	0.5285±0.0440	-	0.5225±0.0497	-	-	-	0.3668±0.0122	0.3044±0.0068
TopicRNN	0.9478±0.0075	0.9372±0.0105	0.9288±0.0073	0.9188±0.0024	0.8924±0.0117	0.7216±0.0428	0.6844±0.0345	0.5974±0.0205	0.5742±0.0177	0.5460±0.0196
GNTM	0.8691±0.0153	0.8392±0.0190	0.7842±0.0193	0.6622±0.0319	0.5019±0.0133	0.9992±0.0016	0.9942±0.0010	0.9882±0.0077	0.9710±0.0099	0.8648±0.0649

	BNC					Reuters				
	20	30	50	70	100	20	30	50	70	100
LDA	0.7470±0.0341	0.7422±0.0319	0.7312±0.0302	0.7384±0.0147	0.7408±0.0113	0.6824±0.0162	0.6778±0.0161	0.6562±0.0128	0.6510±0.0155	0.6518±0.0060
GSM	0.7284±0.0072	0.6370±0.0112	0.5838±0.0115	0.4938±0.0313	0.3306±0.0101	0.5958±0.0192	0.5415±0.0089	0.4775±0.0193	0.3439±0.0296	0.2172±0.0169
ProdLDA	0.8590±0.0304	0.7698±0.0171	0.6794±0.0180	0.6070±0.0112	0.5010±0.0115	0.9016±0.0140	0.8482±0.0118	0.7314±0.0135	0.6448±0.0078	0.5364±0.0087
ETM	0.8785±0.0062	0.8312±0.0080	0.7549±0.0093	0.6834±0.0082	0.6091±0.0132	0.8758±0.0128	0.7930±0.0070	0.6880±0.0072	0.5934±0.0050	0.4828±0.0121
GraphBTM	0.1965±0.0437	0.1445±0.0534	0.1747±0.0202	0.1696±0.0367	0.1383±0.0210	0.2150±0.0156	0.1726±0.0052	0.1749±0.0276	0.1852±0.0128	0.2300±0.0222
iDocNADE	0.5890±0.0467	0.5710±0.0411	0.5854±0.0252	0.6012±0.0417	0.5788±0.0333	0.5106±0.0249	0.4790±0.0177	0.4266±0.0123	0.4038±0.0109	0.3860±0.0083
iDocNADEe	-	-	0.6240±0.0232	-	0.5884±0.0209	-	-	-	0.4494±0.0104	0.3980±0.0062
TopicRNN	0.9562±0.0022	0.9440±0.0133	0.9354±0.0070	0.9246±0.0075	0.9148±0.0079	0.9416±0.0123	0.9348±0.0126	0.9188±0.0165	0.9022±0.0075	0.8822±0.0022
GNTM	0.8890±0.0367	0.9034±0.0170	0.8224±0.0264	0.6834±0.0732	0.5944±0.0544	0.7890±0.0253	0.7128±0.0236	0.6384±0.0131	0.5976±0.0108	0.5438±0.0077

Table S13: The performance of topic coherence based on NPMI metric with top 20 words.

	20NG					TMN				
	20	30	50	70	100	20	30	50	70	100
LDA	0.0214±0.0150	0.0075±0.0121	-0.0257±0.0030	-0.0437±0.0053	-0.0691±0.0028	-0.1973±0.0115	-0.2329±0.0061	-0.2955±0.0035	-0.3221±0.0017	-0.2529±0.0049
GSM	0.0590±0.0108	0.0487±0.0085	0.0313±0.0071	0.0167±0.0046	0.0266±0.0033	-0.0784±0.0101	-0.0928±0.0109	-0.0554±0.0092	-0.0531±0.0058	-0.1534±0.0061
ProdLDA	-0.0531±0.0151	-0.0700±0.0212	-0.0900±0.0131	-0.0960±0.0132	-0.1010±0.0149	-0.2195±0.0198	-0.2283±0.0121	-0.2581±0.0219	-0.2804±0.0234	-0.3075±0.0152
ETM	0.0482±0.0081	0.0489±0.0093	0.0319±0.0052	0.0182±0.0024	0.0041±0.0031	-0.0966±0.0126	-0.1026±0.0028	-0.1103±0.0065	-0.1247±0.0085	-0.1368±0.0058
GraphBTM	0.0244±0.0022	0.0266±0.0132	0.0327±0.0025	0.0137±0.0242	-0.0463±0.0508	-0.1661±0.0201	-0.2056±0.0065	-0.2757±0.0042	-0.3064±0.0034	-0.3200±0.0039
iDocNADE	-0.2435±0.0155	-0.2698±0.0086	-0.2826±0.0065	-0.2913±0.0069	-0.3002±0.0045	-0.5105±0.0058	-0.4895±0.0045	-0.4659±0.0075	-0.4536±0.0071	-0.4399±0.0054
iDocNADEe	-	-	-0.2072±0.0450	-	-0.2440±0.0419	-	-	-0.4530±0.0091	-	-0.4513±0.0023
TopicRNN	-0.2394±0.0085	-0.2783±0.0112	-0.3125±0.0054	-0.3303±0.0023	-0.3423±0.0063	-0.4584±0.0092	-0.4443±0.0072	-0.4426±0.0060	-0.4412±0.0015	-0.4442±0.0028
GNTM	0.0860±0.0064	0.0643±0.0072	0.0356±0.0064	0.0263±0.0046	0.0172±0.0039	-0.0739±0.0114	-0.0862±0.0108	-0.1051±0.0038	-0.1158±0.0072	-0.1139±0.0228

	BNC					Reuters				
	20	30	50	70	100	20	30	50	70	100
LDA	0.0572±0.0050	0.0571±0.0098	0.0580±0.0111	0.0468±0.0105	0.0344±0.0165	0.0442±0.0069	0.0184±0.0141	-0.0058±0.0125	-0.0284±0.0093	-0.0572±0.0045
GSM	0.0612±0.0032	0.0678±0.0024	0.0679±0.0027	0.0589±0.0048	0.0431±0.0017	0.0684±0.0044	0.0525±0.0057	0.0222±0.0100	0.0006±0.0124	-0.0010±0.0038
ProdLDA	0.0478±0.0116	0.0359±0.0125	0.0160±0.0054	-0.0009±0.0067	-0.0065±0.0087	-0.0382±0.0064	-0.0402±0.0075	-0.0374±0.0076	-0.0528±0.0079	-0.0489±0.0075
ETM	0.0687±0.0072	0.0634±0.0062	0.0591±0.0024	0.0537±0.0029	0.0472±0.0029	0.0133±0.0096	0.0054±0.0036	-0.0110±0.0081	-0.0178±0.0038	-0.0232±0.0033
GraphBTM	0.0170±0.0039	0.0050±0.0101	0.0204±0.0120	0.0316±0.0166	-0.0035±0.0001	0.0069±0.0098	0.0130±0.0100	0.0165±0.0066	0.0101±0.0097	-0.0196±0.0222
iDocNADE	-0.0889±0.0412	-0.1130±0.0316	-0.1648±0.0184	-0.2056±0.0132	-0.2161±0.0048	-0.2554±0.0119	-0.2863±0.0128	-0.4426±0.0060	-0.3251±0.0070	-0.3358±0.0036
iDocNADEe	-	-	-0.1323±0.0073	-	-0.1847±0.0055	-	-	-0.2742±0.0053	-	-0.3176±0.0008
TopicRNN	-0.1469±0.0178	-0.1981±0.0220	-0.2341±0.0087	-0.2627±0.0091	-0.2870±0.0087	-0.2974±0.0102	-0.3219±0.0080	-0.3466±0.0060	-0.3566±0.0033	-0.3632±0.0022
GNTM	0.0752±0.0025	0.0754±0.0024	0.0671±0.0022	0.0676±0.0031	0.0609±0.0024	0.0542±0.0103	0.0396±0.0082	0.0296±0.0042	-0.0012±0.0040	-0.0084±0.0058

 Table S14: The performance of topic coherence based on C_v metric with top 20 words.

	20NG					TMN				
	20	30	50	70	100	20	30	50	70	100
LDA	0.5959±0.0139	0.5662±0.0266	0.5347±0.0130	0.5106±0.0055	0.4856±0.0055	0.3638±0.0103	0.3983±0.0080	0.4821±0.0042	0.5200±0.0028	0.4334±0.0061
GSM	0.6065±0.0202	0.5789±0.0224	0.5522±0.0191	0.5208±0.0068	0.5260±0.0119	0.3898±0.0271	0.3890±0.0198	0.3228±0.0125	0.2461±0.0063	0.2805±0.0116
ProdLDA	0.5535±0.0149	0.5124±0.0280	0.4729±0.0143	0.4770±0.0144	0.4573±0.0115	0.4000±0.0226	0.4042±0.0150	0.4394±0.0286	0.4692±0.0316	0.5083±0.0245
ETM	0.6258±0.0173	0.6199±0.0157	0.5934±0.0085	0.5670±0.0084	0.5471±0.0052	0.4077±0.0075	0.4011±0.0031	0.4021±0.0104	0.4024±0.0094	0.4061±0.0057
GraphBTM	0.4994±0.0153	0.5121±0.0491	0.5469±0.0078	0.4891±0.0692	0.4003±0.0773	0.3120±0.0380	0.3774±0.0140	0.4749±0.0050	0.5119±0.0053	0.5254±0.0062
iDocNADE	0.4917±0.0278	0.5188±0.0096	0.5267±0.0079	0.5267±0.0074	0.5279±0.0043	0.7202±0.0059	0.7032±0.0058	0.6807±0.0091	0.6687±0.0072	0.6558±0.0055
iDocNADEe	-	-	0.3998±0.0410	-	0.4480±0.0515	-	-	0.6642±0.0101	-	0.6702±0.0030
TopicRNN	0.4508±0.0207	0.4708±0.0141	0.4914±0.0055	0.5248±0.0044	0.5448±0.0122	0.6723±0.0136	0.6641±0.0097	0.6659±0.0079	0.6697±0.0029	0.6768±0.0053
GNTM	0.6635±0.0139	0.6253±0.0049	0.5870±0.0061	0.5693±0.0086	0.5386±0.0101	0.3606±0.0155	0.3765±0.0085	0.4009±0.0066	0.4046±0.0114	0.3972±0.0105

	BNC					Reuters				
	20	30	50	70	100	20	30	50	70	100
LDA	0.5305±0.0080	0.5557±0.0071	0.5639±0.0040	0.5581±0.0062	0.5543±0.0146	0.4979±0.0099	0.4809±0.0219	0.4635±0.0159	0.4466±0.0068	0.4327±0.0092
GSM	0.5351±0.0096	0.5525±0.0076	0.5487±0.0080	0.5135±0.0125	0.4611±0.0049	0.5363±0.0111	0.5031±0.0073	0.4547±0.0080	0.4133±0.0230	0.3822±0.0081
ProdLDA	0.5403±0.0365	0.5163±0.0096	0.4891±0.0185	0.4632±0.0115	0.4504±0.0084	0.4744±0.0069	0.4594±0.0085	0.4628±0.0094	0.4424±0.0130	0.4397±0.0102
ETM	0.5707±0.0101	0.5669±0.0108	0.5535±0.0081	0.5314±0.0083	0.5103±0.0073	0.5073±0.0107	0.4749±0.0061	0.4678±0.0066	0.4548±0.0066	0.4538±0.0038
GraphBTM	0.3955±0.0163	0.3314±0.0462	0.3985±0.0521	0.4428±0.0678	0.2995±0.0021	0.4096±0.0209	0.4160±0.0244	0.4290±0.0143	0.4270±0.0237	0.3786±0.0509
iDocNADE	0.3866±0.0171	0.3819±0.0124	0.3822±0.0093	0.4054±0.0172	0.4092±0.0181	0.5001±0.0087	0.5136±0.0141	0.5222±0.0119	0.5368±0.0068	0.5510±0.0060
iDocNADEe	-	-	0.2846±0.0068	-	0.3162±0.0043	-	-	-	0.4480±0.0078	0.5090±0.0052
TopicRNN	0.3727±0.0190	0.3510±0.0174	0.3485±0.0133	0.3546±0.0094	0.3715±0.0083	0.4826±0.0090	0.5239±0.0070	0.5609±0.0072	0.5898±0.0070	0.6113±0.0092
GNTM	0.5889±0.0087	0.5917±0.0070	0.5724±0.0038	0.5683±0.0074	0.5517±0.0045	0.5220±0.0140	0.4920±0.0188	0.4825±0.0104	0.4569±0.0073	0.4513±0.0129

Table S15: The performance of topic diversity with top 20 words.

	20NG					TMN				
	20	30	50	70	100	20	30	50	70	100
LDA	0.7688±0.0152	0.7810±0.0226	0.7736±0.0099	0.7698±0.0051	0.7648±0.0092	0.9784±0.0045	0.9784±0.0059	0.9842±0.0013	0.9866±0.0010	0.5504±0.0150
GSM	0.6696±0.0170	0.6372±0.0282	0.5770±0.0110	0.4586±0.0214	0.2862±0.0131	0.9036±0.0087	0.8568±0.0168	0.5454±0.0301	0.2374±0.0128	0.0520±0.0089
ProdLDA	0.8988±0.0118	0.8054±0.0119	0.7070±0.0083	0.6388±0.0160	0.5578±0.0050	0.7146±0.0284	0.5320±0.0373	0.5022±0.0675	0.4988±0.0598	0.4970±0.0459
ETM	0.8142±0.0321	0.7416±0.0113	0.6316±0.0111	0.5622±0.0098	0.4966±0.0072	0.9332±0.0253	0.8742±0.0112	0.7020±0.0123	0.6124±0.0096	0.5090±0.0155
GraphBTM	0.2723±0.0166	0.2118±0.0408	0.2312±0.0171	0.2143±0.0545	0.3404±0.1057	0.4523±0.0797	0.5217±0.0156	0.6180±0.0064	0.6235±0.0075	0.5622±0.0075
iDocNADE	0.7272±0.0306	0.6706±0.0122	0.6376±0.0121	0.5982±0.0154	0.5638±0.0117	0.5842±0.0149	0.5060±0.0129	0.3966±0.0096	0.3264±0.0029	0.2668±0.0061
iDocNADEe	-	-	0.5274±0.0417	-	0.5098±0.0443	-	-	0.3552±0.0100	-	0.2922±0.0039
TopicRNN	0.9342±0.0117	0.9228±0.0063	0.9182±0.0079	0.9042±0.0016	0.8686±0.0069	0.7248±0.0399	0.6748±0.0330	0.5914±0.0174	0.5586±0.0153	0.5264±0.0199
GNTM	0.8468±0.0099	0.7991±0.0262	0.7394±0.0199	0.6169±0.0307	0.4632±0.0125	0.9962±0.0026	0.9926±0.0024	0.9814±0.0099	0.9512±0.0122	0.8278±0.0720

	BNC					Reuters				
	20	30	50	70	100	20	30	50	70	100
LDA	0.7222±0.0314	0.7234±0.0324	0.6932±0.0284	0.7028±0.0183	0.7034±0.0126	0.6748±0.0143	0.6666±0.0217	0.6394±0.0060	0.6286±0.0123	0.6284±0.0068
GSM	0.7076±0.0056	0.6220±0.0122	0.5506±0.0048	0.4620±0.0266	0.3114±0.0118	0.5867±0.0152	0.5253±0.0101	0.4564±0.0130	0.3243±0.0256	0.2027±0.0136
ProdLDA	0.8458±0.0362	0.7530±0.0108	0.6506±0.0205	0.5736±0.0107	0.4618±0.0136	0.8888±0.0085	0.8268±0.0113	0.7058±0.0078	0.6076±0.0137	0.5062±0.0120
ETM	0.8497±0.0074	0.8093±0.0088	0.7264±0.0056	0.6526±0.0067	0.5799±0.0123	0.8560±0.0080	0.7686±0.0117	0.6634±0.0077	0.5696±0.0057	0.4640±0.0092
GraphBTM	0.2019±0.0346	0.1431±0.0514	0.1664±0.0171	0.1616±0.0326	0.1301±0.0200	0.2223±0.0197	0.1797±0.0081	0.1716±0.0275	0.1779±0.0146	0.2210±0.0248
iDocNADE	0.5764±0.0570	0.5698±0.0460	0.5824±0.0240	0.5910±0.0359	0.5660±0.0322	0.5118±0.0204	0.4772±0.0128	0.4144±0.0149	0.3950±0.0070	0.3764±0.0039
iDocNADEe	-	-	0.6106±0.0172	-	0.5720±0.0128	-	-	0.4320±0.0099	-	0.3850±0.0088
TopicRNN	0.9452±0.0103	0.9270±0.0129	0.9152±0.0043	0.9054±0.0059	0.8910±0.0066	0.9278±0.0108	0.9198±0.0083	0.9052±0.0138	0.8786±0.0079	0.8532±0.0059
GNTM	0.8724±0.0411	0.8782±0.0173	0.7874±0.0252	0.6450±0.0717	0.5526±0.0496	0.7402±0.0240	0.6676±0.0203	0.5892±0.0079	0.5442±0.0137	0.4918±0.0110

Table S16: The performance of the document cluster on 20NG.

	Purity					NMI				
	20	30	50	70	100	20	30	50	70	100
LDA	0.2980±0.0131	0.3340±0.0106	0.3375±0.0086	0.3510±0.0098	0.3740±0.0138	0.2908±0.0097	0.3013±0.0064	0.2852±0.0033	0.2878±0.0085	0.2858±0.0092
GSM	0.4133±0.0268	0.4379±0.0133	0.4629±0.0180	0.4429±0.0137	0.4210±0.0290	0.4394±0.0083	0.4369±0.0158	0.4433±0.0059	0.4449±0.0064	0.4412±0.0202
ProdLDA	0.3306±0.0168	0.3450±0.0221	0.3641±0.0108	0.3638±0.0210	0.3807±0.0244	0.3405±0.0178	0.3345±0.0133	0.3350±0.0035	0.3298±0.0090	0.3343±0.0170
ETM	0.3496±0.0173	0.4154±0.0134	0.4380±0.0136	0.4510±0.0174	0.4616±0.0079	0.3842±0.0097	0.4227±0.0063	0.4296±0.0017	0.4297±0.0090	0.4356±0.0033
GraphBTM	0.1448±0.0084	0.1210±0.0454	0.1630±0.0125	0.1068±0.0609	0.0992±0.0497	0.1552±0.0185	0.1108±0.0825	0.1807±0.0135	0.0816±0.0956	0.0707±0.0848
iDocNADE	0.2175±0.1087	0.2844±0.0796	0.3064±0.0758	0.3187±0.0758	0.3371±0.0756	0.1128±0.0444	0.1723±0.0771	0.1802±0.0728	0.1901±0.0737	0.1990±0.0684
iDocNADEe	-	-	0.1300±0.0005	-	0.1507±0.0035	-	-	0.1185±0.0016	-	0.1228±0.0017
TopicRNN	0.0728±0.0022	0.0761±0.0020	0.0865±0.0022	0.0920±0.0010	0.1001±0.0002	0.0109±0.0007	0.0141±0.0006	0.0229±0.0006	0.0303±0.0011	0.0400±0.0004
GNTM	0.4500±0.0222	0.4882±0.0328	0.5089±0.0136	0.5090±0.0156	0.5021±0.0241	0.4436±0.0084	0.4419±0.0102	0.4416±0.0060	0.4362±0.0084	0.4371±0.0044

Table S17: The performance of the document cluster on TMN.

	Purity					NMI				
	20	30	50	70	100	20	30	50	70	100
LDA	0.3509±0.0093	0.3692±0.0026	0.3725±0.0072	0.4031±0.0033	0.4228±0.0108	0.0622±0.0055	0.0665±0.0016	0.0754±0.0040	0.0901±0.0016	0.1064±0.0069
GSM	0.5933±0.0170	0.6054±0.0182	0.6184±0.0096	0.5934±0.0233	0.2632±0.0205	0.2848±0.0127	0.2787±0.0138	0.2996±0.0099	0.3246±0.0084	0.0204±0.0149
ProdLDA	0.3141±0.0159	0.2808±0.0208	0.2505±0.0065	0.2535±0.0194	0.2438±0.0000	0.0508±0.0198	0.0334±0.0108	0.0056±0.0047	0.0053±0.0107	0.0000±0.0000
ETM	0.5841±0.0160	0.5967±0.0109	0.6347±0.0141	0.6358±0.0065	0.6420±0.0086	0.2764±0.0095	0.2705±0.0059	0.2829±0.0088	0.2784±0.0052	0.2767±0.0066
GraphBTM	0.2438±0.0000	0.2438±0.0000	0.2438±0.0000	0.2438±0.0000	0.2438±0.0000	0.0000±0.0000	0.0000±0.0000	0.0000±0.0000	0.0000±0.0000	0.0000±0.0000
iDocNADE	0.2712±0.0092	0.3116±0.0766	0.3314±0.0766	0.3512±0.0751	0.3730±0.0727	0.1074±0.0643	0.1436±0.0728	0.1488±0.0681	0.1585±0.0654	0.1701±0.0647
iDocNADEe	-	-	0.2623±0.0094	-	0.4171±0.0067	-	-	0.0332±0.0054	-	0.1728±0.0022
TopicRNN	0.2493±0.0014	0.2537±0.0007	0.2586±0.0017	0.2684±0.0024	0.2775±0.0053	0.0048±0.0006	0.0071±0.0005	0.0108±0.0014	0.0154±0.0004	0.0221±0.0014
GNTM	0.6150±0.0161	0.6252±0.0140	0.6472±0.0040	0.6656±0.0054	0.6773±0.0069	0.2851±0.0067	0.2801±0.0099	0.2789±0.0039	0.2821±0.0037	0.2870±0.0043

A.8 More Examples for Learned Topics

Figure S2-S4 show the two randomly selected learned topics on TMN, BNC, and Reuters datasets, respectively, with $K = 20$. We report the top 8 words, and top 8 edges and corresponding topic graph representation in the top 30 words, where the sizes of nodes and edges are positively correlated to β_k^v and $A_k = (\beta_k^v \cdot (\beta_k^v)^T) \odot \beta_k^e$, respectively. Nodes are colored by their cluster labels detected by fast unfolding algorithm [3], where isolated nodes are coloured in gray.

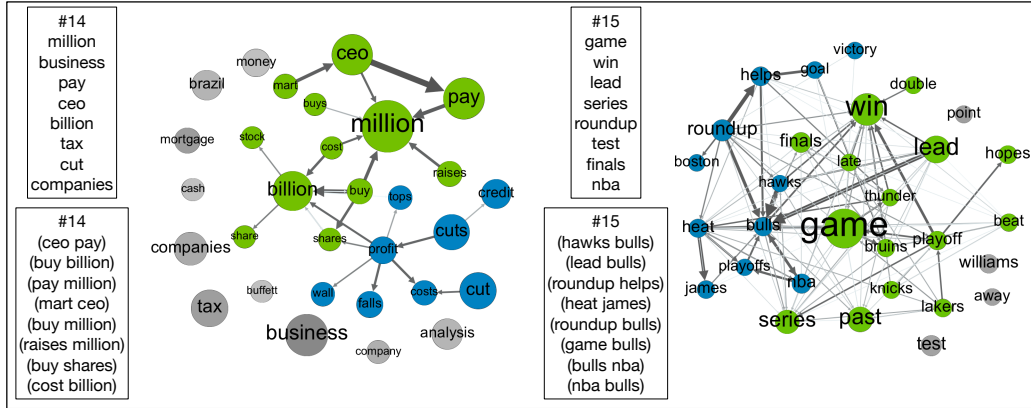


Figure S2: The illustration of learned topics on TMN dataset.

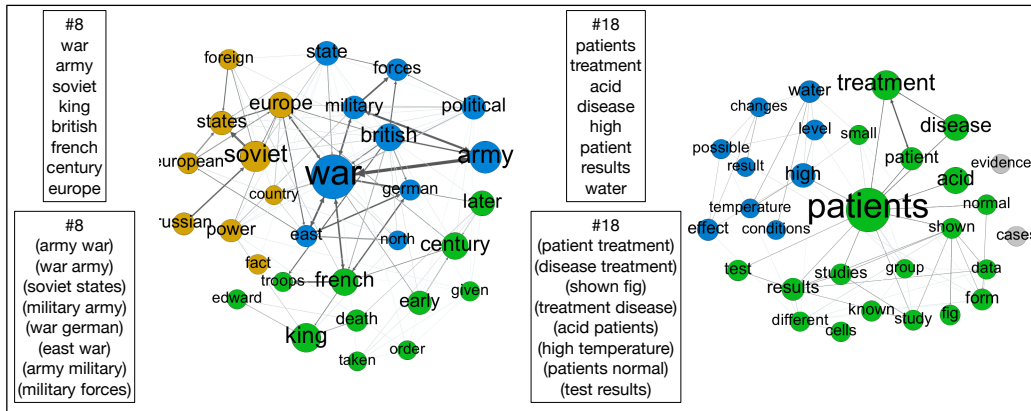


Figure S3: The illustration of learned topics on BNC dataset.

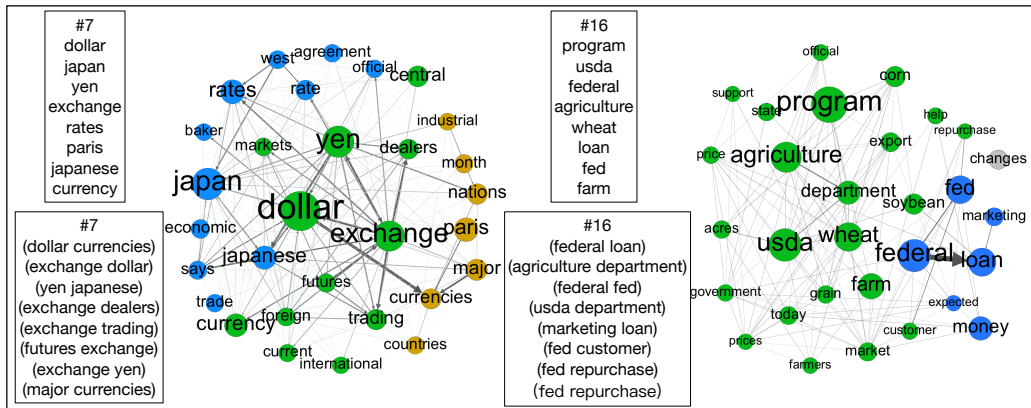


Figure S4: The illustration of learned topics on Reuters dataset.

References

- [1] David M Blei, John D Lafferty, et al. A correlated topic model of science. *The annals of applied statistics*, 1(1):17–35, 2007.
- [2] David M Blei, Andrew Y Ng, and Michael I Jordan. Latent dirichlet allocation. *the Journal of machine Learning research*, 3:993–1022, 2003.
- [3] Vincent D Blondel, Jean-Loup Guillaume, Renaud Lambiotte, and Etienne Lefebvre. Fast unfolding of communities in large networks. *Journal of statistical mechanics: theory and experiment*, 2008(10):P10008, 2008.
- [4] BNC Consortium et al. British national corpus. *Oxford Text Archive Core Collection*, 2007.
- [5] Rajarshi Das, Manzil Zaheer, and Chris Dyer. Gaussian lda for topic models with word embeddings. In *Proceedings of the 53rd Annual Meeting of the Association for Computational Linguistics and the 7th International Joint Conference on Natural Language Processing (Volume 1: Long Papers)*, pages 795–804, 2015.
- [6] Adji B Dieng, Francisco JR Ruiz, and David M Blei. Topic modeling in embedding spaces. *Transactions of the Association for Computational Linguistics*, 8:439–453, 2020.
- [7] Adji B Dieng, Chong Wang, Jianfeng Gao, and John Paisley. Topicrnn: A recurrent neural network with long-range semantic dependency. *arXiv preprint arXiv:1611.01702*, 2016.
- [8] Pankaj Gupta, Yatin Chaudhary, Florian Buettner, and Hinrich Schütze. Document informed neural autoregressive topic models with distributional prior. In *Proceedings of the AAAI Conference on Artificial Intelligence*, volume 33, pages 6505–6512, 2019.
- [9] Eric Jang, Shixiang Gu, and Ben Poole. Categorical reparameterization with gumbel-softmax. *arXiv preprint arXiv:1611.01144*, 2016.
- [10] Michael I Jordan, Zoubin Ghahramani, Tommi S Jaakkola, and Lawrence K Saul. An introduction to variational methods for graphical models. *Machine learning*, 37(2):183–233, 1999.
- [11] Diederik P Kingma and Jimmy Ba. Adam: A method for stochastic optimization. *arXiv preprint arXiv:1412.6980*, 2014.
- [12] Thomas N Kipf and Max Welling. Variational graph auto-encoders. *arXiv preprint arXiv:1611.07308*, 2016.
- [13] Ken Lang. Newsweeder: Learning to filter netnews. In *Machine Learning Proceedings 1995*, pages 331–339. Elsevier, 1995.
- [14] Jey Han Lau, David Newman, and Timothy Baldwin. Machine reading tea leaves: Automatically evaluating topic coherence and topic model quality. In *Proceedings of the 14th Conference of the European Chapter of the Association for Computational Linguistics*, pages 530–539, 2014.
- [15] Zhixing Li, Siqiang Wen, Juanzi Li, Peng Zhang, and Jie Tang. On modelling non-linear topical dependencies. In *International Conference on Machine Learning*, pages 458–466. PMLR, 2014.
- [16] Yishu Miao, Edward Grefenstette, and Phil Blunsom. Discovering discrete latent topics with neural variational inference. In *International Conference on Machine Learning*, pages 2410–2419. PMLR, 2017.
- [17] Jeffrey Pennington, Richard Socher, and Christopher D Manning. Glove: Global vectors for word representation. In *Proceedings of the 2014 conference on empirical methods in natural language processing (EMNLP)*, pages 1532–1543, 2014.
- [18] Akash Srivastava and Charles Sutton. Autoencoding variational inference for topic models. *arXiv preprint arXiv:1703.01488*, 2017.
- [19] Daniele Vitale, Paolo Ferragina, and Ugo Scaiella. Classification of short texts by deploying topical annotations. In *European Conference on Information Retrieval*, pages 376–387. Springer, 2012.

- [20] Chong Wang and David M Blei. Variational inference in nonconjugate models. *Journal of Machine Learning Research*, 14(4), 2013.
- [21] Qile Zhu, Zheng Feng, and Xiaolin Li. Graphbtm: Graph enhanced autoencoded variational inference for biterm topic model. In *Proceedings of the 2018 conference on empirical methods in natural language processing*, pages 4663–4672, 2018.